




















FU-LOK






卡套接頭索引 | Index for Tube Fittings

直接頭 Straight Configuration






	MC 卡套外牙直接頭 Male Connector		13
	ANU 卡套軟管外牙直接頭 An Union		15
	FC 卡套內牙直接頭 Female Connector		16
	U 由任直接頭 Union		18
	RU 異徑由任直接頭 Reducing Union		19
	BMC 隔板卡套外牙直接頭 Bulkhead Male Connector		20
	BFC 隔板卡套內牙直接頭 Bulkhead Female Connector		21
	BU 隔板由任直接頭 Bulkhead Union		22
	R 卡套插管直接頭 Reducer		23
	PBW 卡套對焊直接頭 Pipe Butt Weld Connector		25
	PSW 卡套管焊直接頭 Pipe Socket Weld Connector		26
	MA 插管外牙直接頭 Male Adapter		28
	FA 插管內牙直接頭 Female Adapter		29
	P 卡套塞頭 Plug		30
	C 鋼管塞頭 Cap		31

	N 螺帽 Nut		32
	IN 襯套 Tube Insert		32
	BF 後卡圈 Back Ferrule		33
	FF 前卡圈 Front Ferrule		33

彎頭 Elbow

	ME 卡套外牙彎頭 Male Elbow		34
	FE 卡套內牙彎頭 Female Elbow		36
	UE 由任彎頭 Union Elbow		38

三通 Tee

	MBT 卡套中心外牙三通 Male Branch Tee		39
	MRT 卡套邊外牙三通 Male Run Tee		41
	FBT 卡套中心內牙三通 Female Branch Tee		43
	FRT 卡套邊內牙三通 Female Run Tee		45
	UT 由任三通 Union Tee		47

十字通 Cross





	UCR 由任十字通 Union Cross		48
-------------------------------------------------------------------------------------	-----------------------------------	--	----

簡單接頭索引 | Index for Instrument Pipe Fittings





直接頭 Straight Configuration

	HN 雙外牙直接頭 Hex Nipple	51
	RHN 異徑雙外牙直接頭 Reducing Hex Nipple	51
	HCG 雙內牙直接頭 Hex Coupling	52
	RHCG 異徑雙內牙直接頭 Reducing Hex Coupling	52
	RA 表接頭 Reducing Adapter	53
	RB 卜申 Reducing Bushing	54
	MP 外牙塞頭 Male Plug	54

三通 Tee

	MT 外牙三通 Male Tee	57
	T 內牙三通 Female Tee	57
	BT 中心外牙三通 Branch Tee	58
	ST 邊外牙三通 Street Tee	58

彎頭 Elbow

	MET 雙外牙彎頭 Male Elbow	55
	E 雙內牙彎頭 Female Elbow	55
	SE 內外牙彎頭 Street Elbow	56
	RSE 異徑內外牙彎頭 Reducing Street Elbow	56

卡套接頭 | Compression Tube Fittings

簡介 Introduction

FU-LOK[®] 卡套接頭提供可靠防漏的連結，適用於石化、化學、煉油工業、實驗室、發電廠、電子業、半導體、造船等工業。藉由精密的加工技術以及嚴謹的品質管理，使 FU-LOK[®] 卡套接頭達到無扭矩安裝且不洩漏的性能。

FU-LOK[®] tube fittings are designed to provide a reliable leak-tight connection and suitable for petrochemical, chemical processing, oil refineries, laboratory, power generation, electronic, semiconductor, shipbuilding, as well as other major industries. With precision machined and strict quality control, FU-LOK[®] tube fittings achieve torque-free installation and leak-free performance.

特色 Features

- 雙卡圈設計。
 - 螺母螺紋經鍍銀處理，以減少本體螺紋的磨損。
 - 多種樣式可依系統需求選用。
 - 接頭本體均有印製尺寸及材質。
 - 易於安裝，無需使用特殊工具。
 - 應用於儀器儀表、過程和控制系統及分析儀器。
-
- Two-ferrule design.
 - Silver-plated nut threads eliminate the attrition of body threads.
 - A variety of configurations increase system versatility.
 - Each body is stamped with size and material.
 - Easy to assembly and no special tools required.
 - Designed for use on instrumentation, process and control systems, and analyzer.

卡套接頭 | Compression Tube Fittings

選用與處理卡套管 Tubing Selection and Handling

要達到可靠的管道系統，正確地選用與處理卡套管相當重要，以下為須注意的 4 個因素。

Selecting and handling the tubing properly is necessary to achieve reliable tubing system. The following 4 factors should be considered when you order the tubing for FU-LOK® tube fittings.

■ 壁厚：

- 請參照第 6 頁的「無縫不銹鋼卡套管最大工作壓力」表，查詢合適的卡套管壁厚。
- 用於氣體服務時，不可選擇壁厚太薄的卡套管。請從第 6 頁的「無縫不銹鋼卡套管最大工作壓力」表中，選擇**陰影範圍外**的壁厚。

■ 硬度：

- 金屬卡套管的材質硬度必須比接頭的材質軟。
- 當卡套管和接頭材質一樣時，卡套管必須完全退火。
- 一般而言，建議使用 ASTM A269、A213(或同等規範)、硬度 HRB 90(含)以下、完全退火的 SS304 / SS316 不銹鋼管。
- 用於軟管或有彈性的塑膠管時，一定要使用襯套。

■ 表面：

- 有凹痕、刮傷、凸起或其他表面的瑕疵都會造成密封效果不良，尤其是在用氣體的情況下。
- 橢圓形的卡套管很難穿過螺帽、卡圈和本體，此時不應強行安裝。

■ 處理：

- 卡套管在運輸和儲存的過程中，將管子末端加蓋以免灰塵進入管內。
- 避免用拖拉的方式運送管子，以免造成表面損傷。
- 安裝前需把管子末端的毛刺去掉。

■ Wall thickness:

- Please refer to page 6 "Suggested Allowable Working Pressure for Stainless Steel Seamless Tubing" for suitable wall thickness.
- For gas service, do not use thin wall tubing. Please refer to page 6 "Suggested Allowable Working Pressure for Stainless Steel Seamless Tubing" **outside of the shade area**.

■ Hardness:

- Metal tubing material must be softer than the fitting material.
- When tubing and fittings are made of the same material, tubing must be fully annealed.
- In general, it is recommended to a fully annealed 304 or 316 stainless steel tubing meeting ASTM A269, A213 or equivalent with hardness HRB 90 or less.
- Always use an insert in extremely soft or flexible plastic tubing.

■ Surface:

- Tubing with any depression, scratch, raised portion, or other surface defect will be difficult to seal, especially in gas service.
- Oval tubing which is not easily fit through fitting nuts, ferrules, and bodies should never be forced into the fitting

■ Handling:

- During transportation and storage, cap the tubing end to prevent from dirt.
- Do not haul tubing since it will cause surface damage on tubing.
- Deburr the tube ends before installation.

卡套接頭 | Compression Tube Fittings

氣體服務 Gas Service

氣體（例如空氣、氫氣、氬氣、氮氣等）具有很小的分子，因此即使是管子表面瑕疵造成、最細微的洩漏通道，也會造成氣體的逸失。由於厚壁管對於卡套迫緊的抗力較大，若依第 6 頁的「無縫不銹鋼卡套管最大工作壓力」表選用較厚的卡套管（陰影區以外的壁厚）並施以正確的安裝，則可以彌補管子表面部分輕微瑕疵造成的氣體逸失。

Gases (air, hydrogen, helium, nitrogen, etc.) have very tiny molecules that can flee through even the most minute leak path cause by the defects on tubing surface. Thick wall tubings resist ferrule compression action more than thin wall tubings. As a result, choosing tubing wall thickness **outside of the shaded area** in "Suggested Allowable Working Pressure for Stainless Steel Seamless Tubing" (in page 6) and assembling correctly will compensate the leakage from minor surface defects of tubings.

卡套接頭 | Compression Tube Fittings

無縫不銹鋼卡套管最大工作壓力

Suggested Allowable Working Pressure for Stainless Steel Seamless Tubing

符合 ASTM A213、A269 (或同等規範) 的完全退火 SS304 / SS316 不銹鋼管，無縫或焊接且拉伸硬度在 90 HRB (200HV) 以下。卡套管不得有刮傷和髒污，適合用於擴口和彎曲加工。下面兩表的溫度範圍為 -29°C ~ +37°C (-20°F ~ +100°F)。

Fully annealed 304 or 316 stainless steel tubing complying with ASTM A213, A269 or equivalent, and seamless or welded and drawn with hardness of 90 HRB (200 HV) or less. Tubing should be free from scratches and dirt, and suitable for flaring and bending. The two tables below are for metal temperature from -29°C ~ +37°C (-20°F ~ +100°F).

註：

1. 下表壓力計算是依照 ANSI B31.3.
2. 最大工作壓力是以最大外徑和最小壁厚來計算
3. 焊接管的最大工作壓力：
 - 單焊管：下表壓力額定值 × 0.8
 - 雙焊管：下表壓力額定值 × 0.85
4. 數值及表格僅供參考，本公司不承擔任何責任

Remark:

1. Pressure calculations are in compliance with ANSI B31.3.
2. Working pressure calculations are based on maximum OD and minimum wall thickness.
3. Working pressure for welded tubing:
 - Single welded tubing: multiply pressure rating by 0.8
 - Double welded tubing: multiply pressure rating by 0.85
4. Figures and tables are for reference only. The accuracy is not liability of us.

英制尺寸卡套管 For Inch Size Stainless Steel Seamless Tubing														
卡套管外徑 Tubing OD (inch)	卡套管壁厚 (英寸) Tubing Wall Thickness (inch)												FU-LOK® 接頭系列 FU-LOK® Fitting Series	
	0.010	0.012	0.014	0.016	0.020	0.028	0.035	0.049	0.065	0.083	0.095	0.109		0.120
	最大工作壓力 Maximum Working Pressure (psig) 註：使用於氣體導管時，請選擇陰影區以外的壁厚 Note: For gas service, select a tube wall thickness outside of the shaded area													
1/16	5600	6800	8100	9400	12000									1
1/8						8500	10900							2
3/16						5400	7000	10200						3
1/4						4000	5100	7500	10200					4
5/16							4000	5800	8000					5
3/8							3300	4800	6500	7500				6
1/2							2600	3700	5100	6700				8
5/8								2900	4000	5200	6000			10
3/4								2400	3300	4200	4900	5800		12
7/8								2000	2800	3600	4200	4800		14
1									2400	3100	3600	4200	4700	16

卡套接頭 | Compression Tube Fittings

公制尺寸卡套管 For Metric Size Stainless Steel Seamless Tubing											
卡套管外徑 Tubing OD (mm)	卡套管壁厚 (毫米) Tubing Wall Thickness (mm)										FU-LOK® 接頭系列 FU-LOK® Fitting Series
	0.8	1.0	1.2	1.5	1.8	2.0	2.2	2.5	2.8	3.0	
	最大工作壓力 Maximum Working Pressure (bar) 註：使用於氣體導管時，請選擇陰影區以外的壁厚 Note: For gas service, select a tube wall thickness <u>outside of the shaded area</u>										
3	670										3M
6	310	420	540	710							6M
8		310	390	520							8M
10		240	300	400	510	580					10M
12		200	250	330	410	470					12M
14		160	200	270	340	380	430				14M
15		150	190	250	310	360	400				15M
16			170	230	290	330	370	400			16M
18			150	200	260	290	320	370			18M
20			140	180	230	260	290	330	380		20M
22			120	160	200	230	260	300	340		22M
25					180	200	230	260	290	320	25M

■ 溫度降額下的壓力系數

要計算較高溫度下的最大工作壓力，可用前面兩表的最大工作壓力乘以下表的系數。

例如：於 800°F 的溫度使用 SS316 卡套管，卡套管尺寸：外徑 1/4" x 壁厚 0.035"

◎ 外徑 1/4" x 壁厚 0.035" 的卡套管在室溫下的最大工作壓力為 5100 psig

◎ 800°F 的 SS316 卡套管溫度降額系數是 0.79

◎ 則在 800°F 的溫度使用 SS316 卡套管，卡套管尺寸外徑 1/4" x 壁厚 0.035" 的最大工作壓力為：5100 psig x 0.79 = 4029 psig

■ Pressure Ratings at Elevated Temperature

To determine allowable pressure at higher temperatures, multiply allowable working pressure from previous two tables by factor shown in the table below.

Example: SS316 1/4"OD x 0.035" wall thickness tubing at 800°F

◎ Working pressure of 1/4"OD x 0.035" wall thickness tubing at ambient temperature: 5100 psig

◎ Temperature derating factor of SS316 tubing at 800°F: 0.79

◎ Working pressure of SS316 1/4"OD x 0.035" wall thickness tubing at 800°F: 5100 psig x 0.79 = 4029 psig

溫度降額系數 Elevated Temperature Factors			
溫度 Temperature		系數 Factor	
°C	°F	SS316	SS304
93	200	1.00	1.00
204	400	0.96	0.93
316	600	0.85	0.82
427	800	0.79	0.76
538	1000	0.76	0.69
649	1200	0.37	0.30

卡套接頭 | Compression Tube Fittings

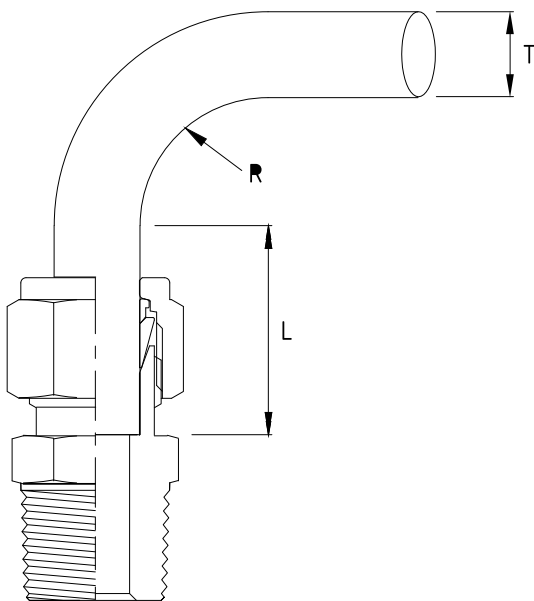
壓力換算表 Pressure Conversion Table

換算成 To 從 From	psi	mbar	bar	atm	Pa	kPa	Mpa	mmH ₂ O	in.H ₂ O	mmHG	in.Hg	kg/cm ²
psi	1	68.95	0.0689	0.0681	6895	6.895	0.006895	703.8	27.71	51.715	2.036	0.0704
mbar	0.0145	1	0.001	0.000967	100	0.100	0.0001	10.21	0.402	0.75	0.0295	0.00102
bar	14.504	1000	1	0.987	100000	100	0.1	10210	401.9	750.1	29.53	1.02
atm	14.7	1013.25	1.01325	1	101325	101.325	0.1013	10343	407.2	760.0	29.92	1.033
Pa	0.000145	0.01	0.00001	0.00001	1	0.001	0.000001	0.102	0.00402	0.0075	0.000295	0.00001
kPa	0.14504	10.0	0.01	0.00987	1000	1	0.001	102.07	4.019	7.5	0.295	0.0102
Mpa	145.04	10000	10	9.87	1000000	1000	1	101971.6	4014.6	7500.6	295.3	10.2
mmH ₂ O	0.001421	0.098	0.000098	0.000097	9.8	0.0098	0.0000098	1	0.0394	0.0735	0.00289	0.0001
in.H ₂ O	0.0361	2.488	0.002488	0.00246	248.8	0.2488	0.00025	25.4	1	1.866	0.0735	0.00254
mmHG	0.01934	1.333	0.001333	0.001316	133.3	0.1333	0.00013	13.61	0.536	1	0.0394	0.00136
in.Hg	0.4912	33.86	0.03386	0.03342	3386	3.386	0.00386	345.7	13.61	25.4	1	0.0345
kg/cm ²	14.22	980.7	0.9807	0.968	98067	98.067	0.0981	10010	394.1	735.6	28.96	1

彎管尺寸 Tube Bending Dimensions

在卡套管彎曲處附近安裝 FU-LOK® 卡套接頭時，務必要保留足夠的直管長度。

While installing FU-LOK® tube fittings near tube bends, a sufficient straight length of tubing is necessary.



T : 卡套管外徑

Tube OD

R : 卡套管彎曲半徑

Radius of tube bend

L : 需要的直管長度

Required straight tube length (see the table)

英制尺寸 (Fractional)		公制尺寸 (Metric)	
卡套管外徑 Tube OD T	直管長度 Required straight tube length L (inch)	卡套管外徑 Tube OD T	直管長度 Required straight tube length L (mm)
1/16	1/2	3	19
1/8	23/32	6	21
3/16	3/4	8	23
1/4	13/16	10	25
5/16	7/8	12	31
3/8	15/16	14	32
1/2	1-3/16	15	32
5/8	1-1/4	16	32
3/4	1-1/4	18	32
7/8	1-5/16	20	34
1	1-1/2	22	34
		25	40

卡套接頭 | Compression Tube Fittings

用於熱電偶、汲取管和熱交換三通用暢通接頭 Bored Through Fittings for Thermocouples, Dip Tubes, and Heat Exchanger Tees

FU-LOK® 暢通接頭在接頭本體內沒有肩部，因此可以使用於熱電偶和汲取管。大多數的外牙接頭都可以做成暢通型式，但外牙小於卡套端的接頭（如 MC4-2）例外。

標準的 FU-LOK® 由任三通接頭也有暢通的型式可供訂製。

訂購暢通接頭，只需在產品型號後面加上 "BT" 即可。

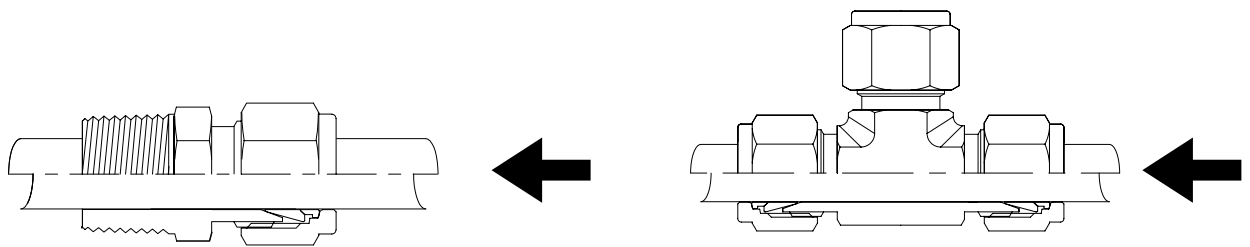
例如：FS6-MC4-4N → FS6-MC4-4N-BT

FU-LOK® bored through fittings have no shoulder in the fittings, so they handle thermocouples or dip tubes with ease. Most fittings with male thread are available as bore-through fittings. However, male connectors whose pipe thread end is smaller than the compression end, such as MC4-2, can not be bored through.

Standard FU-LOK® union tees are also available for bored through fittings.

For ordering bored through fittings, add the suffix "BT" to the part number of the selected fitting.

Example: FS6-MC4-4N → FS6-MC4-4N-BT



卡套接頭 | Compression Tube Fittings

安裝說明 適用於 1" / 25 mm 以下的接頭 (包含鋼管塞頭) Installation Instructions - for 1" / 25 mm and Smaller Fittings (Include Caps)

A. 確認所有零件依正確的順序、方向排列。

Confirm all the components are in correct order and direction.

B. 將卡套管完全插入 FU-LOK® 卡套接頭，緊密地靠在接頭內部的肩膀上，再用手將螺帽鎖緊（應用於高壓或高安全系數的系統時，務必將螺帽鎖緊，直到管子無法用手轉動，或是無法沿軸在接頭內移動為止）。

註：安裝暢通接頭時，先將熱電偶 / 汲取管穿過暢通接頭牙口端後，固定於需要的位置，避免在安裝時移動再用手將螺帽鎖緊。

Fully insert tubing into the FU-LOK® tube fitting and firmly against the shoulder in the fitting, then turn the nut finger-tight (for high-pressure applications and high safety-factor systems, tighten the nut until the tubing will not turn by hand or move axially in the fitting).

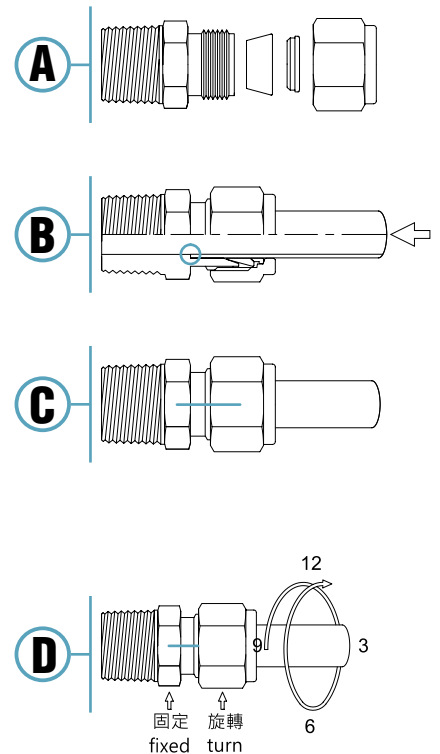
Remark: While installing bored through fittings, just pass the length of the thermocouple or dip tube you need through fitting's thread end and hold it to prevent shifting during assembly. After that, turn the nut finger-tight.

C. 在螺母的 9 點鐘位置做記號。

Mark the nut at the 9 o'clock position.

D. 固定接頭本體，再以扳手將螺帽轉動 1 又 1/4 圈到 12 點鐘方向（卡套尺寸 1/16"、1/8"、3/16"、3 mm、4mm 的接頭，只需轉 3/4 圈到 6 點鐘方向即可）。

Holding the fitting body steady, then tighten the nut 1 1/4 turn to the 12 o'clock position by wrench (for 1/16", 1/8", 3/16", 3 mm and 4mm tube fittings, just tighten the nut 3/4 turn to the 6 o'clock position).



重覆安裝 - 所有尺寸 Reassembly- All Sizes

FU-LOK® 卡套接頭可以多次拆卸和重覆安裝

FU-LOK® tube fittings may be disassembled and reassembled many times.

E. 在拆卸之前，先在卡套管和螺母交接處做記號，並在螺母和接頭本體六角面上畫線。

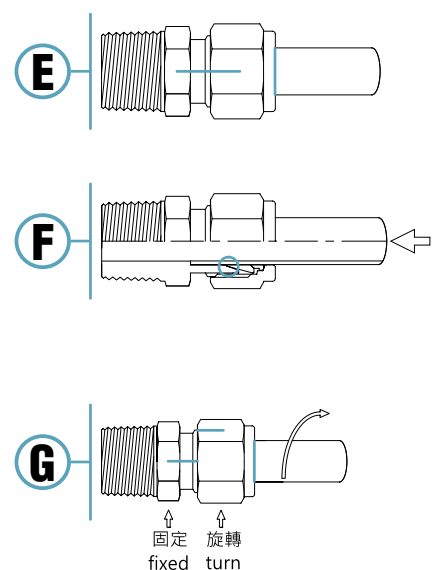
Before disconnecting, mark the tube at the edge of the nut. Additionally, mark a line along the nut and fitting body hex.

F. 插入已經預先鎖上卡圈的卡套管，直到前卡圈緊靠在接頭本體中。

Insert the tube with preswaged ferrules into the fitting until the front ferrule seats against the fitting body.

G. 固定接頭本體，並將螺帽用扳手鎖到先前的位置（步驟 E 做記號的位置）。此時你將會感覺到阻力增加，請再稍微鎖緊螺母即可。

While holding the fitting body steady, tighten the nut by a wrench to the previously pulled-up position (the marks made in step E). At this moment, you will feel a significant increase in resistance. Then tighten the nut slightly.



卡套接頭 | Compression Tube Fittings

安裝卡套塞頭 Install Plugs

固定接頭本體並用手將卡套塞頭鎖緊後，再用扳手加鎖 1/4 圈（尺寸 1/16"、1/8"、3/16"、3 mm、4 mm 的卡套塞頭只要鎖 1/8 圈）。

Hold fitting body steady, then tighten the plug 1/4 turn from the finger-tight position with wrench (for 1/16", 1/8", and 3/16", 3 mm and 4 mm fittings, tighten the plug 1/8 turn).

重覆安裝卡套塞頭 Reassembly Plugs

你可以多次拆卸和重覆安裝 FU-LOK® 卡套塞頭。只要用手鎖緊之後，再用扳手稍微鎖緊就完成了。

You may disassemble and reassemble FU-LOK® plugs many times. Just make slightly tightening by a wrench after fastening the plug by hand.

安全預防措施 Safety Precautions

- 不可藉由鬆開螺帽或卡套塞頭的方式排放管線系統。
 - 不得將不同材質或不同供應商製造的零件混合使用 - 包括卡圈、螺帽、和接頭本體。
 - 不可在管線系統仍有壓力時安裝、鎖緊、或拆卸接頭。
 - 在鎖緊螺帽前，務必確認管子已緊靠在接頭本體內的肩部上。
 - 安裝和拆卸接頭時不要旋轉接頭本體，而是要固定接頭本體並旋轉螺帽。
 - 務必在螺紋上使用合適的螺紋密封物。
 - 未使用過的接頭請避免不必要的拆卸。
-
- Do not bleed system by releasing nut or plug.
 - Do not mix materials or fitting parts from various manufacturers, including ferrules, nuts, and fitting bodies.
 - Do not assemble, tighten, or disassemble fittings when system is pressurized.
 - Before fastening the nut, make sure the tubing rests firmly on the shoulder in the tube fitting body.
 - Never turn fitting body during assembly and disassembly. Instead, hold fitting body and turn nut.
 - Always use proper thread sealants on threads.
 - Avoid unnecessary disassembly of unused fitting.

產品的選擇 Safety in Product Selection

管道系統設計師和使用者對於選擇產品負有全責。在選用產品時，需考慮到整體系統的設計、應用細節、材料兼容性、功能、充份的額定值、正確的安裝、操作和維護，以確保安全無故障的性能。

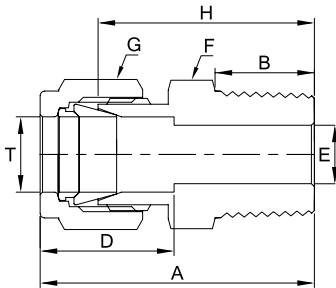
The system designer and user have the sole responsibility for selecting a product for their use. The total system design, application details, material compatibility, function, adequate ratings, proper installation, operation, and maintenance must be considered to ensure safe and trouble-free performance.

型號編碼 | Part Number Description

F		S6		-		MC		6M		-		4		R		-		BT	
產品大類 Classification		材質 Material		接頭樣式 Fitting Type		接口尺寸 Connection Size		螺紋種類 Thread Type Size		其他要求 Other request									
F	接頭類 Fitting	S6	SS316	MC	卡套外牙直接頭 Male Connector	公制 Metric		英制 Fractional		R	BSPT 牙 BSPT Thread	BT	暢通式 Bored Through						
		S4	SS304			3M	3 mm	1	1/16"										
		BR	銅 BRASS	ANU	卡套軟管外牙直接頭 An Union	6M	6 mm	2	1/8"	N	NPT 牙 NPT Thread								
				FC	卡套內牙直接頭 Female Connector	8M	8 mm	3	3/16"										
				U	由任直接頭 Union	10M	10 mm	4	1/4"										
				RU	異徑由任直接頭 Reducing Union	12M	12 mm	5	5/16"										
				BMC	隔板卡套外牙直接頭 Bulkhead Male Connector	14M	14 mm	6	3/8"										
				BFC	隔板卡套內牙直接頭 Bulkhead Female Connector	15M	15 mm	8	1/2"										
				BU	隔板由任直接頭 Bulkhead Union	16M	16 mm	10	5/8"										
				R	卡套插管直接頭 Reducer	18M	18 mm	12	3/4"										
				PBW	卡套對焊直接頭 Pipe Butt Weld Connector	20M	20 mm	16	1"										
				PSW	卡套套焊直接頭 Pipe Socket Weld Connector	22M	22 mm												
				MA	外牙插管直接頭 Male Adapter	25M	25 mm												
				FA	內牙插管直接頭 Female Adapter	※ 公制僅用於卡套及卡套管接口 Metric size for OD only .													
				P	卡套塞頭 Plug														
				C	銅管塞頭 Cap														
				N	螺帽 Nut														
				IN	襯套 Tube Insert														
				BF	後卡圈 Back Ferrule														
				FF	前卡圈 Front Ferrule														
				ME	卡套外牙彎頭 Male Elbow														
				FE	卡套內牙彎頭 Female Elbow														
				UE	由任彎頭 Union Elbow														
				MBT	卡套中心外牙三通 Male Branch Tee														
				MRT	卡套邊外牙三通 Male Run Tee														
				FBT	卡套中心內牙三通 Female Branch Tee														
				FRT	卡套邊內牙三通 Female Run Tee														
				UT	由任三通 Union Tee														
				UCR	由任十字通 Union Cross														

MC

卡套外牙直接頭
MALE CONNECTOR



FOR METRIC TUBES 公制管用

T TUBE OD 卡套管外徑	MALE BSPT / NPT PIPE SIZE 外牙尺寸	PART NO. 型號	DIMENSION 尺寸						
			A	B	D	E	F	G	H
3	1/8	MC3M-2 □	32.0	10	12.9	2.5	12	7/16	25.0
3	1/4	MC3M-4 □	35.0	13	12.9	2.5	14	7/16	28.0
4	1/8	MC4M-2 □	31.5	10	13.7	2.5	12	12	24.6
4	1/4	MC4M-4 □	35.5	13	13.7	2.5	14	12	28.7
6	1/8	MC6M-2 □	33.0	10	15.3	5.0	12	9/16	25.4
6	1/4	MC6M-4 □	37.0	13	15.3	5.0	14	9/16	29.2
6	3/8	MC6M-6 □	38.5	14	15.3	5.0	17	9/16	30.0
6	1/2	MC6M-8 □	42.0	17	15.3	5.0	22	9/16	34.6
8	1/8	MC8M-2 □	34.5	10	16.2	6.0	14	5/8	26.7
8	1/4	MC8M-4 □	38.0	13	16.2	6.0	14	5/8	30.2
8	3/8	MC8M-6 □	39.5	14	16.2	6.0	17	5/8	31.8
8	1/2	MC8M-8 □	44.0	17	16.2	6.0	22	5/8	35.3
10	1/8	MC10M-2 □	36.5	10	17.2	6.0	17	19	28.7
10	1/4	MC10M-4 □	40.0	13	17.2	7.0	17	19	32.3
10	3/8	MC10M-6 □	41.0	14	17.2	8.0	17	19	33.3
10	1/2	MC10M-8 □	44.0	17	17.2	8.0	22	19	36.1
12	1/8	MC12M-2 □	39.0	10	22.8	6.0	20	7/8	28.7
12	1/4	MC12M-4 □	42.5	13	22.8	7.0	20	7/8	32.3
12	3/8	MC12M-6 □	43.5	14	22.8	10.0	20	7/8	33.3
12	1/2	MC12M-8 □	46.5	17	22.8	10.0	22	7/8	36.1
12	3/4	MC12M-12 □	49.0	19	22.8	10.0	27	7/8	40.0
12	1	MC12M-16 □	56.0	22	22.8	10.0	35	7/8	46.0
14	3/8	MC14M-6 □	44.5	14	24.4	9.5	24	25	34.0
14	1/2	MC14M-8 □	47.5	17	24.4	12.0	24	25	37.0
14	3/4	MC14M-12 □	50.5	19	24.4	12.0	27	25	40.0
15	3/8	MC15M-6 □	44.5	14	24.4	9.5	24	25	34.0
15	1/2	MC15M-8 □	47.0	17	24.4	12.0	24	25	36.9
15	3/4	MC15M-12 □	50.5	19	24.4	12.0	27	25	40.0
16	3/8	MC16M-6 □	44.5	14	24.4	10.0	24	25	34.0
16	1/2	MC16M-8 □	47.0	17	24.4	12.0	24	25	36.9
16	3/4	MC16M-12 □	49.0	19	24.4	12.0	27	25	38.9
18	1/2	MC18M-8 □	48.5	17	24.4	12.0	27	30	38.0
18	3/4	MC18M-12 □	50.5	19	24.4	15.0	27	30	40.0
18	1	MC18M-16 □	56.5	22	24.4	16.0	35	30	46.0
20	1/2	MC20M-8 □	48.0	17	26.0	12.0	30	32	39.0
20	3/4	MC20M-12 □	50.0	19	26.0	15.0	30	32	41.0
20	1	MC20M-16 □	55.0	22	26.0	18.0	35	32	46.0
22	1/2	MC22M-8 □	48.5	17	26.0	12.0	30	32	39.0
22	3/4	MC22M-12 □	50.5	19	26.0	15.0	30	32	41.0
22	1	MC22M-16 □	55.5	22	26.0	18.0	35	32	46.0
25	1/2	MC25M-8 □	55.5	17	31.3	12.0	35	1-1/2	43.0
25	3/4	MC25M-12 □	57.5	19	31.3	15.0	35	1-1/2	45.0
25	1	MC25M-16 □	60.5	22	31.3	20.0	35	1-1/2	48.0

● Fill the □ with thread type: "R" for BSPT and "N" for NPT.

● The A and D dimensions are in finger-tight.

● The E dimension is the minimum nominal opening. These fittings may have a larger opening at connection end.

● Fraction numbers are in inch size; the others are in mm size.

● Dimensions are for reference only, and are subject to change without notice.

● 在 □ 中填入螺紋種類：BSPT 牙請填 "R"、NPT 牙請填 "N"

● A 和 D 尺寸均為用手鎖緊後的尺寸

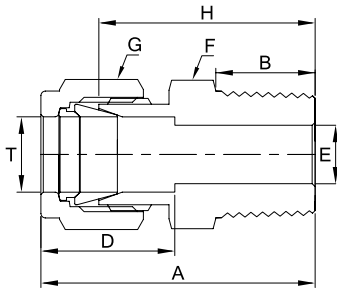
● E 尺寸為最小孔徑，接口端的孔徑可能會比較大

● 分數的數字單位為英寸 (inch)，其餘的數字單位均為公釐 (mm)

● 尺寸僅供參考，修改恕不另外通知

MC

卡套外牙直接頭
MALE CONNECTOR



FOR FRACTIONAL TUBES 英 制 管 用

T TUBE OD 卡套管外徑	MALE BSPT / NPT PIPE SIZE 外牙尺寸	PART NO. 型 號	DIMENSION 尺 寸						
			A	B	D	E	F	G	H
1/16	1/8	MC1-2 □	27.0	10	8.6	1.5	10	10	23.0
1/16	1/4	MC1-4 □	30.0	13	8.6	1.5	14	10	26.0
1/8	1/8	MC2-2 □	30.5	10	12.7	2.5	12	7/16	23.9
1/8	1/4	MC2-4 □	34.5	13	12.7	2.5	14	7/16	28.0
1/8	3/8	MC2-6 □	37.0	14	12.7	2.5	17	7/16	30.0
1/8	1/2	MC2-8 □	41.0	17	12.7	2.5	22	7/16	34.0
3/16	1/8	MC3-2 □	32.0	10	13.7	2.5	12	12	25.0
3/16	1/4	MC3-4 □	35.0	13	13.7	2.5	14	12	28.0
1/4	1/8	MC4-2 □	33.0	10	15.2	5.0	12	9/16	25.4
1/4	1/4	MC4-4 □	37.0	13	15.2	5.0	14	9/16	29.5
1/4	3/8	MC4-6 □	38.5	14	15.2	5.0	17	9/16	30.0
1/4	1/2	MC4-8 □	43.0	17	15.2	5.0	22	9/16	34.0
3/8	1/8	MC6-2 □	35.5	10	16.8	6.0	16	11/16	28.0
3/8	1/4	MC6-4 □	39.0	13	16.8	7.0	16	11/16	31.5
3/8	3/8	MC6-6 □	40.0	14	16.8	8.0	17	11/16	32.5
3/8	1/2	MC6-8 □	44.5	17	16.8	8.0	22	11/16	36.9
3/8	3/4	MC6-12 □	48.0	19	16.8	8.0	27	11/16	40.4
1/2	1/8	MC8-2 □	39.0	10	22.9	6.0	20	7/8	28.7
1/2	1/4	MC8-4 □	42.5	13	22.9	7.0	20	7/8	32.3
1/2	3/8	MC8-6 □	43.5	14	22.9	10.0	20	7/8	33.3
1/2	1/2	MC8-8 □	47.0	17	22.9	10.0	22	7/8	36.9
1/2	3/4	MC8-12 □	50.5	19	22.9	10.0	27	7/8	40.4
1/2	1	MC8-16 □	56.5	22	22.9	10.0	35	7/8	44.0
5/8	3/8	MC10-6 □	44.5	14	24.4	10.0	24	25	34.0
5/8	1/2	MC10-8 □	47.0	17	24.4	12.0	24	25	36.9
5/8	3/4	MC10-12 □	50.5	19	24.4	12.0	27	25	40.4
3/4	1/2	MC12-8 □	49.0	17	24.4	12.0	27	1-1/8	38.4
3/4	3/4	MC12-12 □	50.5	19	24.4	16.0	27	1-1/8	41.0
3/4	1	MC12-16 □	55.5	22	24.4	16.0	35	1-1/8	45.0
1	1/2	MC16-8 □	55.5	17	31.2	12.0	35	1-1/2	42.0
1	3/4	MC16-12 □	57.5	19	31.2	16.0	35	1-1/2	44.0
1	1	MC16-16 □	60.5	22	31.2	22.0	35	1-1/2	47.0

- Fill the □ with thread type: "R" for BSPT and "N" for NPT.
- The A and D dimensions are in finger-tight.
- The E dimension is the minimum nominal opening. These fittings may have a larger opening at connection end.
- Fraction numbers are in inch size; the others are in mm size.
- Dimensions are for reference only, and are subject to change without notice.

- 在 □ 中填入螺紋種類：BSPT 牙請填 "R"、NPT 牙請填 "N"
- A 和 D 尺寸均為用手鎖緊後的尺寸
- E 尺寸為最小孔徑，接口端的孔徑可能會比較大
- 分數的數字單位為英寸 (inch)，其餘的數字單位均為公釐 (mm)
- 尺寸僅供參考，修改恕不另外通知

ANU

卡套軟管外牙直接頭
AN UNION

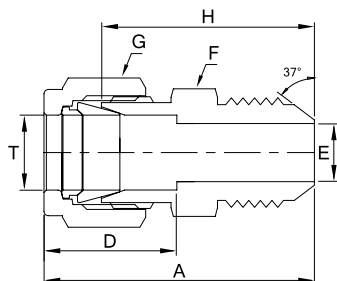
FOR FRACTIONAL TUBES 英制管用

T TUBE OD 卡套管外徑	AN FLARE SIZE 37°軟管外牙尺寸	PART NO. 型號	DIMENSION 尺寸					
			A	D	E	F	G	H
1/4	1/4	ANU4-4	38.0	15.2	5	12	9/16	30.0
1/4	3/8	ANU4-6	38.0	15.2	5	14	9/16	30.0
3/8	1/4	ANU6-4	40.0	16.8	5	14	11/16	32.0
3/8	3/8	ANU6-6	40.0	16.8	7	14	11/16	32.0
1/2	3/8	ANU8-6	44.0	22.9	7	19	7/8	34.0
1/2	1/2	ANU8-8	47.0	22.9	10	19	7/8	36.7
3/4	1/2	ANU12-8	49.0	24.4	10	27	1-1/8	37.7
3/4	3/4	ANU12-12	52.0	24.4	14	27	1-1/8	41.0
1	1	ANU16-16	61.5	31.2	20	35	1-1/2	49.0



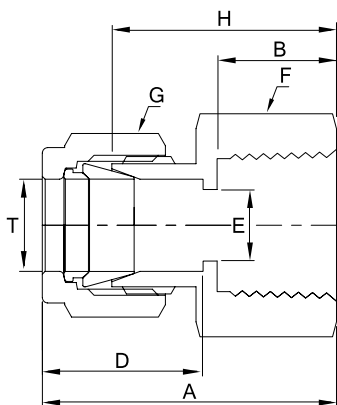
- The A and D dimensions are in finger-tight.
- The E dimension is the minimum nominal opening. These fittings may have a larger opening at connection end.
- Fraction numbers are in inch size; the others are in mm size.
- Dimensions are for reference only, and are subject to change without notice.

- A 和 D 尺寸均為用手鎖緊後的尺寸
- E 尺寸為最小孔徑，接口端的孔徑可能會比較大
- 分數的數字單位為英寸 (inch)，其餘的數字單位均為公釐 (mm)
- 尺寸僅供參考，修改恕不另外通知



FC

卡套內牙直接頭
FEMALE CONNECTOR



FOR METRIC TUBES 公制管用

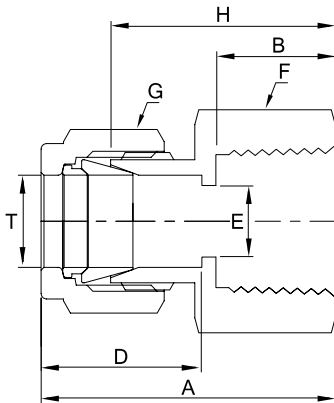
T TUBE OD 卡套管外徑	FEMALE BSPT/NPT PIPE SIZE 內牙尺寸	PART NO. 型號	DIMENSION 尺寸						
			A	B	D	E	F	G	H
4	1/8	FC4M-2 □	30.0	12	13.7	2.5	12	12	24.1
4	1/4	FC4M-4 □	32.5	13	13.7	2.5	17	12	25.0
6	1/8	FC6M-2 □	31.5	12	15.3	5.0	14	9/16	24.9
6	1/4	FC6M-4 □	36.0	13	15.3	5.0	17	9/16	28.4
6	3/8	FC6M-6 □	37.0	14	15.3	5.0	22	9/16	29.5
6	1/2	FC6M-8 □	42.5	17	15.3	5.0	27	9/16	34.1
8	1/8	FC8M-2 □	32.5	12	16.2	6.0	14	5/8	24.6
8	1/4	FC8M-4 □	37.0	13	16.2	6.0	17	5/8	29.5
8	3/8	FC8M-6 □	37.0	14	16.2	6.0	22	5/8	29.5
8	1/2	FC8M-8 □	43.5	17	16.2	6.0	27	5/8	35.8
10	1/8	FC10M-2 □	33.0	12	17.2	8.0	17	19	25.4
10	1/4	FC10M-4 □	38.0	13	17.2	8.0	17	19	30.2
10	3/8	FC10M-6 □	39.0	14	17.2	8.0	22	19	31.0
10	1/2	FC10M-8 □	44.5	17	17.2	8.0	27	19	36.6
10	3/4	FC10M-12 □	42.0	18	17.2	8.0	32	19	34.0
12	1/8	FC12M-2 □	39.0	12	22.8	8.0	20	7/8	28.4
12	1/4	FC12M-4 □	40.5	13	22.8	10.0	20	7/8	30.2
12	3/8	FC12M-6 □	41.5	14	22.8	10.0	22	7/8	31.0
12	1/2	FC12M-8 □	47.0	17	22.8	10.0	27	7/8	36.6
12	3/4	FC12M-12 □	49.0	18	22.8	10.0	32	7/8	37.9
12	1	FC12M-16 □	51.0	24	22.8	10.0	41	7/8	41.0
14	3/8	FC14M-6 □	41.5	14	24.4	12.0	24	25	31.0
14	1/2	FC14M-8 □	42.5	17	24.4	12.0	27	25	32.0
14	3/4	FC14M-12 □	44.5	18	24.4	12.0	32	25	34.0
15	3/8	FC15M-6 □	41.5	14	24.4	12.0	24	25	31.0
15	1/2	FC15M-8 □	47.0	17	24.4	12.0	24	25	36.6
15	3/4	FC15M-12 □	44.5	18	24.4	12.0	32	25	34.0
16	3/8	FC16M-6 □	42.0	14	24.4	14.0	24	25	31.0
16	1/2	FC16M-8 □	47.0	17	24.4	12.0	24	25	36.8
16	3/4	FC16M-12 □	45.0	18	24.4	14.0	32	25	34.0
18	1/2	FC18M-8 □	42.5	17	24.4	16.0	27	30	32.0
18	3/4	FC18M-12 □	44.5	18	24.4	16.0	32	30	34.0
18	1	FC18M-16 □	51.5	24	24.4	16.0	41	30	41.0
20	1/2	FC20M-8 □	44.0	17	26.0	18.0	30	32	35.0
20	3/4	FC20M-12 □	44.0	18	26.0	18.0	32	32	35.0
20	1	FC20M-16 □	50.0	24	26.0	18.0	41	32	41.0
22	1/2	FC22M-8 □	44.5	17	26.0	18.0	30	32	35.0
22	3/4	FC22M-12 □	44.5	18	26.0	18.0	32	32	35.0
22	1	FC22M-16 □	50.5	24	26.0	18.0	41	32	41.0
25	3/4	FC25M-12 □	54.5	18	31.3	22.0	35	1-1/2	42.0
25	1	FC25M-16 □	57.5	24	31.3	22.0	41	1-1/2	45.0

- Fill the □ with thread type: "R" for BSPT and "N" for NPT.
- The A and D dimensions are in finger-tight.
- The E dimension is the minimum nominal opening. These fittings may have a larger opening at connection end.
- Fraction numbers are in inch size; the others are in mm size.
- Dimensions are for reference only, and are subject to change without notice.

- 在 □ 中填入螺紋種類：BSPT 牙請填 "R"、NPT 牙請填 "N"
- A 和 D 尺寸均為用手鎖緊後的尺寸
- E 尺寸為最小孔徑，接口端的孔徑可能會比較大
- 分數的數字單位為英寸 (inch)，其餘的數字單位均為公釐 (mm)
- 尺寸僅供參考，修改恕不另外通知

FC

卡套內牙直接頭
FEMALE CONNECTOR



FOR FRACTIONAL TUBES 英制管用

T TUBE OD 卡套管外徑	FEMALE BSPT/NPT PIPE SIZE 內牙尺寸	PART NO. 型號	DIMENSION 尺寸						
			A	B	D	E	F	G	H
1/8	1/8	FC2-2 □	29.0	12	12.7	2.5	12	7/16	23.6
1/8	1/4	FC4-4 □	33.5	13	12.7	2.5	17	7/16	27.9
1/4	1/8	FC4-2 □	31.5	12	15.2	5.0	14	9/16	24.8
1/4	1/4	FC4-4 □	36.0	13	15.2	5.0	17	9/16	28.4
1/4	3/8	FC4-6 □	38.0	14	15.2	5.0	22	9/16	29.2
1/4	1/2	FC4-8 □	42.5	17	15.2	5.0	27	9/16	34.1
3/8	1/8	FC6-2 □	33.0	12	16.8	8.0	16	11/16	25.4
3/8	1/4	FC6-4 □	38.0	13	16.8	8.0	17	11/16	30.2
3/8	3/8	FC6-6 □	39.5	14	16.8	8.0	22	11/16	31.8
3/8	1/2	FC6-8 □	44.0	17	16.8	8.0	27	11/16	36.6
1/2	1/8	FC8-2 □	37.0	12	22.9	8.0	19	7/8	27.0
1/2	1/4	FC8-4 □	40.5	13	22.9	10.0	20	7/8	30.2
1/2	3/8	FC8-6 □	42.0	14	22.9	10.0	22	7/8	31.8
1/2	1/2	FC8-8 □	47.0	17	22.9	10.0	27	7/8	36.6
1/2	3/4	FC8-12 □	48.5	18	22.9	10.0	32	7/8	37.1
1/2	1	FC8-16 □	51.0	24	22.9	10.0	41	7/8	41.0
5/8	3/8	FC10-6 □	41.5	15	24.4	10.0	24	25	31.0
5/8	1/2	FC10-8 □	42.5	17	24.4	14.0	27	25	32.0
5/8	3/4	FC10-12 □	44.5	18	24.4	14.0	32	25	34.0
3/4	1/2	FC12-8 □	47.0	17	24.4	12.0	27	1-1/8	37.6
3/4	3/4	FC12-12 □	48.5	18	24.4	16.0	32	1-1/8	39.1
3/4	1	FC12-16 □	52.0	24	24.4	16.0	41	1-1/8	41.0
1	3/4	FC16-12 □	53.5	18	31.2	22.0	35	1-1/2	41.4
1	1	FC16-16 □	62.5	24	31.2	22.0	41	1-1/2	44.0

- Fill the □ with thread type: "R" for BSPT and "N" for NPT.
- The A and D dimensions are in finger-tight.
- The E dimension is the minimum nominal opening. These fittings may have a larger opening at connection end.
- Fraction numbers are in inch size; the others are in mm size.
- Dimensions are for reference only, and are subject to change without notice.

- 在 □ 中填入螺紋種類：BSPT 牙請填 "R"、NPT 牙請填 "N"
- A 和 D 尺寸均為用手鎖緊後的尺寸
- E 尺寸為最小孔徑，接口端的孔徑可能會比較大
- 分數的數字單位為英吋 (inch)，其餘的數字單位均為公釐 (mm)
- 尺寸僅供參考，修改恕不另外通知

U

由任直接頭
UNION

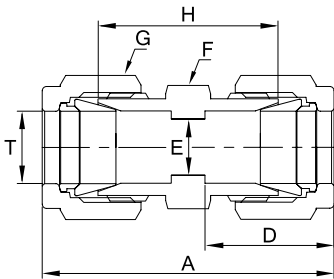


FOR METRIC TUBES 公制管用

T TUBE OD 卡套管外徑	PART NO. 型號	DIMENSION 尺寸					
		A	D	E	F	G	H
3	U3M	35.5	12.9	2.5	10	10	22.1
4	U4M	37.5	13.7	2.5	12	12	24.1
6	U6M	41.0	15.3	5.0	12	9/16	26.2
8	U8M	43.5	16.2	6.0	14	5/8	28.2
10	U10M	46.5	17.2	8.0	17	19	31.0
12	U12M	51.5	22.8	10.0	20	7/8	31.0
14	U14M	53.0	24.4	12.0	24	25	32.0
15	U15M	52.0	24.4	12.0	24	25	31.8
16	U16M	52.0	24.4	12.0	24	25	31.8
18	U18M	54.0	24.4	16.0	27	30	33.0
20	U20M	52.0	26.0	18.0	30	32	34.0
22	U22M	53.0	26.0	18.0	30	32	34.0
25	U25M	65.0	31.3	22.0	35	1-1/2	40.0

FOR FRACTIONAL TUBES 英制管用

T TUBE OD 卡套管外徑	PART NO. 型號	DIMENSION 尺寸					
		A	D	E	F	G	H
1/16	U1	28.0	8.6	1.3	10	10	20.0
1/8	U2	36.0	12.7	2.5	12	7/16	22.4
3/16	U3	38.0	13.7	2.5	12	12	24.0
1/4	U4	41.0	15.2	5.0	12	9/16	26.2
3/8	U6	45.0	16.8	8.0	16	11/16	30.2
1/2	U8	51.5	22.9	10.0	20	7/8	31.0
5/8	U10	53.0	24.4	14.0	24	25	32.0
3/4	U12	54.0	24.4	16.0	27	1-1/8	35.0
1	U16	65.0	31.2	22.0	35	1-1/2	40.4

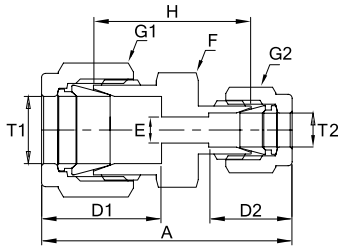


- The A and D dimensions are in finger-tight.
- The E dimension is the minimum nominal opening. These fittings may have a larger opening at connection end.
- Fraction numbers are in inch size; the others are in mm size.
- Dimensions are for reference only, and are subject to change without notice.

- A 和 D 尺寸均為用手鎖緊後的尺寸
- E 尺寸為最小孔徑，接口端的孔徑可能會比較大
- 分數的數字單位為英寸 (inch)，其餘的數字單位均為公釐 (mm)
- 尺寸僅供參考，修改恕不另外通知

RU

異徑由任直接頭
REDUCING UNION



FOR METRIC TUBES 公制管用

T1 TUBE OD 卡套管外徑	T2 TUBE OD 卡套管外徑	PART NO. 型號	DIMENSION 尺寸							
			A	D1	D2	E	F	G1	G2	H
4	3	RU4M-3M	38.0	13.7	12.9	2.5	12	12	7/16	24.0
6	4	RU6M-4M	40.0	15.3	13.7	2.5	12	9/16	12	25.0
8	6	RU8M-6M	42.5	16.2	15.3	5.0	14	5/8	9/16	27.4
10	6	RU10M-6M	44.5	17.2	13.7	5.0	17	19	9/16	29.5
10	8	RU10M-8M	45.5	17.2	16.2	6.0	17	19	5/8	30.0
12	6	RU12M-6M	47.0	22.8	15.3	5.0	20	7/8	9/16	29.5
12	8	RU12M-8M	48.0	22.8	16.2	6.0	20	7/8	5/8	30.2
12	10	RU12M-10M	49.0	22.8	17.2	8.0	20	7/8	19	31.0
16	12	RU16M-12M	52.0	24.4	22.8	10.0	24	25	7/8	31.8
18	12	RU18M-12M	53.5	24.4	22.8	10.0	27	30	7/8	33.0

FOR FRACTIONAL TUBES 英制管用

T1 TUBE OD 卡套管外徑	T2 TUBE OD 卡套管外徑	PART NO. 型號	DIMENSION 尺寸							
			A	D1	D2	E	F	G1	G2	H
1/8	1/16	RU2-1	33.0	12.7	8.6	1.5	10	7/16	10	22.0
3/16	1/8	RU3-2	38.0	13.7	12.7	2.5	12	12	7/16	24.0
1/4	1/16	RU4-1	35.0	15.2	8.6	1.5	12	9/16	10	23.0
1/4	1/8	RU4-2	39.0	15.2	12.7	2.5	15.2	9/16	7/16	24.6
1/4	3/16	RU4-3	40.0	13.7	15.2	2.5	12	12	9/16	25.0
5/16	1/4	RU5-4	42.5	16.2	15.2	5.0	14	17	9/16	27.5
3/8	1/8	RU6-2	41.0	16.8	12.7	2.5	16	11/16	7/16	26.9
3/8	1/4	RU6-4	43.5	16.8	15.2	5.0	16	11/16	9/16	28.4
1/2	1/8	RU8-2	45.5	22.9	12.7	2.5	20	7/8	7/16	28.4
1/2	1/4	RU8-4	47.0	22.9	15.2	5.0	20	7/8	9/16	29.5
1/2	3/8	RU8-6	48.5	22.9	16.8	8.0	20	7/8	11/16	31.0
5/8	3/8	RU10-6	49.5	24.4	16.8	8.0	24	25	11/16	31.8
5/8	1/2	RU10-8	52.5	24.4	22.9	10.0	24	25	7/8	31.8
3/4	1/4	RU12-4	49.3	24.4	15.2	5.0	27	1-1/8	9/16	31.8
3/4	3/8	RU12-6	51.0	24.4	16.8	8.0	27	1-1/8	11/16	33.3
3/4	1/2	RU12-8	54.0	24.4	22.9	10.0	27	1-1/8	7/8	33.3
3/4	5/8	RU12-10	54.0	24.4	24.4	12.0	27	1-1/8	25	33.3
1	1/2	RU16-8	63.0	31.2	22.9	10.0	35	1-1/2	7/8	40.9
1	3/4	RU16-12	63.5	31.2	24.4	16.0	35	1-1/2	1-1/8	40.9

- The A, D1, and D2 dimensions are in finger-tight.
- The E dimension is the minimum nominal opening. These fittings may have a larger opening at connection end.
- Fraction numbers are in inch size; the others are in mm size.
- Dimensions are for reference only, and are subject to change without notice.

- A、D1、及 D2 尺寸均為用手鎖緊後的尺寸
- E 尺寸為最小孔徑，接口端的孔徑可能會比較大
- 分數的數字單位為英寸 (inch)，其餘的數字單位均為公釐 (mm)
- 尺寸僅供參考，修改恕不另外通知

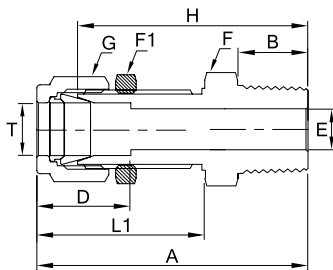
BMC

隔板卡套外牙直接頭
BULKHEAD MALE CONNECTOR



FOR METRIC TUBES 公制管用

T TUBE OD 卡套管外徑	MALE BSPT / NPT PIPE SIZE 外牙尺寸	PART NO. 型號	DIMENSION 尺寸									PANEL HOLE SIZE 面板孔徑	MAX PANEL THICKNESS 最大面板厚度
			A	B	D	E	F	F1	G	H	L1		
6	1/8	BMC6M-2 □	49.5	10	15.3	5.0	16	16	9/16	42.2	33.5	12.0	12.0
6	1/4	BMC6M-4 □	52.5	13	15.3	5.0	16	16	9/16	45.0	33.5	12.0	12.0
6	3/8	BMC6M-6 □	56.0	14	15.3	5.0	22	16	9/16	48.0	33.5	12.0	12.0
6	1/2	BMC6M-8 □	59.0	17	15.3	5.0	22	16	9/16	51.0	33.5	12.0	12.0
8	1/8	BMC8M-2 □	53.0	10	16.2	6.0	17	17	5/8	45.0	35.5	13.0	12.0
8	1/4	BMC8M-4 □	55.5	13	16.2	6.0	17	17	5/8	48.0	35.5	13.0	12.0
8	3/8	BMC8M-6 □	58.0	14	16.2	6.0	17	17	5/8	50.0	35.5	13.0	12.0
8	1/2	BMC8M-8 □	61.0	17	16.2	6.0	22	17	5/8	53.0	35.5	13.0	12.0
10	1/4	BMC10M-4 □	68.0	13	17.2	8.0	22	22	19	50.0	37.0	16.0	12.0
10	3/8	BMC10M-6 □	59.0	14	17.2	8.0	22	22	19	51.0	37.0	16.0	12.0
10	1/2	BMC10M-8 □	62.0	17	17.2	8.0	22	22	19	54.0	37.0	16.0	12.0
12	1/4	BMC12M-4 □	62.0	13	22.8	7.7	24	24	7/8	52.0	40.5	20.0	14.0
12	3/8	BMC12M-6 □	63.5	14	22.8	10.0	24	24	7/8	53.1	40.5	20.0	14.0
12	1/2	BMC12M-8 □	67.0	17	22.8	10.0	24	24	7/8	56.7	40.5	20.0	14.0



FOR FRACTIONAL TUBES 英制管用

T TUBE OD 卡套管外徑	MALE BSPT / NPT PIPE SIZE 外牙尺寸	PART NO. 型號	DIMENSION 尺寸									PANEL HOLE SIZE 面板孔徑	MAX PANEL THICKNESS 最大面板厚度
			A	B	D	E	F	F1	G	H	L1		
1/8	1/8	BMC2-2 □	46.5	10	12.7	2.5	12	12	7/16	39.9	30.0	8.5	10.0
1/4	1/8	BMC4-2 □	49.5	10	15.2	5.0	16	16	9/16	42.2	34.0	12.0	12.0
1/4	1/4	BMC4-4 □	52.5	13	15.2	5.0	16	16	9/16	45.0	34.0	12.0	12.0
1/4	3/8	BMC4-6 □	55.0	14	15.2	5.0	17	16	9/16	47.0	34.0	12.0	12.0
1/4	1/2	BMC4-8 □	59.0	17	15.2	5.0	22	16	9/16	51.0	34.0	12.0	12.0
3/8	1/4	BMC6-4 □	55.5	13	16.8	8.0	19	19	11/16	48.0	37.0	15.0	12.0
3/8	3/8	BMC6-6 □	59.0	14	16.8	7.0	19	19	11/16	51.0	37.0	15.0	12.0
3/8	1/2	BMC6-8 □	62.0	17	16.8	7.0	22	19	11/16	54.0	37.0	15.0	12.0
1/2	1/4	BMC8-4 □	62.0	13	22.9	7.7	24	19	7/8	52.0	41.0	20.0	14.0
1/2	3/8	BMC8-6 □	63.5	14	22.9	10.0	24	24	7/8	53.1	41.0	20.0	14.0
1/2	1/2	BMC8-8 □	67.0	17	22.9	10.0	24	24	7/8	56.7	41.0	20.0	14.0

- Fill the □ with thread type: "R" for BSPT and "N" for NPT.
- The A, D, and L1 dimensions are in finger-tight.
- The E dimension is the minimum nominal opening. These fittings may have a larger opening at connection end.
- Fraction numbers are in inch size; the others are in mm size.
- Dimensions are for reference only, and are subject to change without notice.

- 在 □ 中填入螺紋種類：BSPT 牙請填 "R"、NPT 牙請填 "N"
- A、D、及 L1 尺寸均為用手鎖緊後的尺寸
- E 尺寸為最小孔徑，接口端的孔徑可能會比較大
- 分數的數字單位為英吋 (inch)，其餘的數字單位均為公釐 (mm)
- 尺寸僅供參考，修改恕不另外通知

BFC

隔板卡套內牙直接頭
BULKHEAD FEMALE CONNECTOR

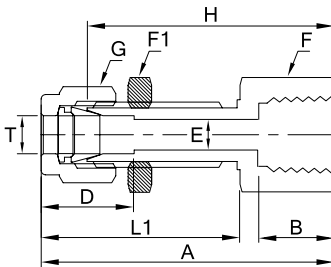
FOR METRIC TUBES 公制管用

T TUBE OD 卡套管外徑	FEMALE BSPT/NPT PIPE SIZE 內牙尺寸	PART NO. 型號	DIMENSION 尺寸									PANEL HOLE SIZE 面板孔徑	MAX PANEL THICKNESS 最大面板厚度
			A	B	D	E	F	F1	G	H	L1		
6	1/8	BFC6M-2 □	47.0	12	15.3	5	16	16	9/16	39.6	33.5	12.0	12.0
6	1/4	BFC6M-4 □	52.0	13	15.3	5	17	17	9/16	44.5	33.5	12.0	12.0
8	1/8	BFC8M-2 □	51.0	12	16.2	6	17	17	5/8	43.0	35.5	13.0	12.0
8	1/4	BFC8M-4 □	54.5	13	16.2	8	17	17	5/8	49.0	35.5	13.0	12.0
10	1/4	BFC10M-4 □	53.0	13	17.2	8	22	22	19	45.0	37.0	16.0	12.0
10	3/8	BFC10M-6 □	54.0	14	17.2	8	22	22	19	46.0	37.0	16.0	12.0
12	3/8	BFC12M-6 □	62.0	14	22.8	10	24	24	7/8	51.6	40.5	20.0	14.0
12	1/2	BFC12M-8 □	66.5	17	22.8	10	27	24	7/8	56.4	40.5	20.0	14.0



FOR FRACTIONAL TUBES 英制管用

T TUBE OD 卡套管外徑	FEMALE BSPT/NPT PIPE SIZE 內牙尺寸	PART NO. 型號	DIMENSION 尺寸									PANEL HOLE SIZE 面板孔徑	MAX PANEL THICKNESS 最大面板厚度
			A	B	D	E	F	F1	G	H	L1		
1/8	1/8	BFC2-2 □	45.0	12	12.7	2.5	14	14	7/16	38.1	30.0	8.5	10.0
1/4	1/8	BFC4-2 □	47.0	13	15.2	5.0	16	16	9/16	39.6	34.0	12.0	12.0
1/4	1/4	BFC4-4 □	52.0	14	15.2	5.0	17	17	9/16	44.5	34.0	12.0	12.0
1/4	3/8	BFC4-6 □	51.0	14	15.2	5.0	22	17	9/16	43.0	34.0	12.0	12.0
3/8	1/4	BFC6-4 □	55.5	13	16.8	8.0	17	19	11/16	47.8	37.0	15.0	12.0
3/8	3/8	BFC6-6 □	54.0	14	16.8	7.7	22	19	11/16	45.0	37.0	15.0	12.0
1/2	3/8	BFC8-6 □	62.0	14	22.9	10.0	24	24	7/8	51.6	41.0	20.0	14.0
1/2	1/2	BFC8-8 □	67.0	17	22.9	10.0	27	24	7/8	56.4	41.0	20.0	14.0



- Fill the □ with thread type: "R" for BSPT and "N" for NPT.
- The A, D, and L1 dimensions are in finger-tight.
- The E dimension is the minimum nominal opening. These fittings may have a larger opening at connection end.
- Fraction numbers are in inch size; the others are in mm size.
- Dimensions are for reference only, and are subject to change without notice.

- 在 □ 中填入螺紋種類：BSPT 牙請填 "R"、NPT 牙請填 "N"
- A、D、及 L1 尺寸均為用手鎖緊後的尺寸
- E 尺寸為最小孔徑，接口端的孔徑可能會比較大
- 分數的數字單位為英寸 (inch)，其餘的數字單位均為公釐 (mm)
- 尺寸僅供參考，修改恕不另外通知

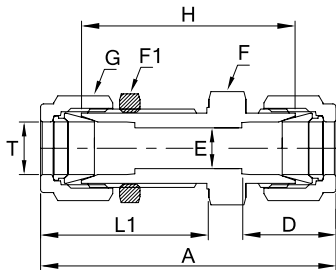
BU

隔板由任直接頭
BULKHEAD UNION



FOR METRIC TUBES 公制管用

T TUBE OD 卡套管外徑	PART NO. 型號	DIMENSION 尺寸								PANEL HOLE SIZE 面板孔徑	MAX PANEL THICKNESS 最大面板厚度
		A	D	E	F	F1	G	H	L1		
4	BU4M	54.0	13.7	2.5	14	14	12	40.4	31.0	10.0	12.0
6	BU6M	58.0	15.3	5.0	16	16	9/16	42.9	33.5	12.0	12.0
8	BU8M	61.0	16.2	6.0	17	17	5/8	46.0	35.5	13.0	12.0
10	BU10M	64.0	17.2	8.0	22	22	19	48.5	37.0	16.0	12.0
12	BU12M	71.0	22.8	10.0	24	24	7/8	50.8	40.5	20.0	14.0
14	BU14M	74.0	24.4	12.0	27	27	25	53.0	42.5	23.0	12.0
15	BU15M	72.5	24.4	12.0	27	27	25	52.3	42.5	23.0	12.0
16	BU16M	72.5	24.4	12.0	27	27	25	52.3	42.5	23.0	12.0
18	BU18M	81.0	24.4	16.0	30	30	30	60.0	48.5	26.0	18.0
20	BU20M	91.0	26.0	18.0	35	35	32	73.0	58.0	29.0	25.0
22	BU22M	92.0	26.0	18.0	35	35	32	73.0	58.5	29.0	25.0
25	BU25M	96.0	31.3	22.0	41	41	1-1/2	71.0	57.5	34.0	22.0



FOR FRACTIONAL TUBES 英制管用

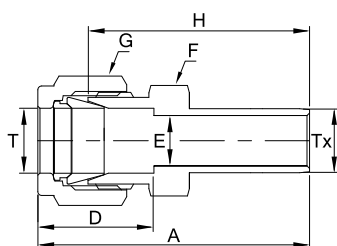
T TUBE OD 卡套管外徑	PART NO. 型號	DIMENSION 尺寸								PANEL HOLE SIZE 面板孔徑	MAX PANEL THICKNESS 最大面板厚度
		A	D	E	F	F1	G	H	L1		
1/8	BU2	51.5	12.7	2.5	12	12	7/16	38.1	30.0	8.5	10.0
1/4	BU4	58.0	15.2	5.0	16	16	9/16	42.9	34.0	12.0	12.0
3/8	BU6	62.5	16.8	8.0	19	19	11/16	47.5	37.0	15.0	12.0
1/2	BU8	72.0	22.9	10.0	24	24	7/8	50.8	41.0	20.0	14.0
5/8	BU10	73.0	24.4	12.0	27	27	25	52.3	42.5	23.0	12.0
3/4	BU12	79.0	24.4	16.0	30	30	1-1/8	59.7	49.0	26.0	18.0
1	BU16	96.0	31.2	22.0	41	41	1-1/2	71.4	57.5	34.0	22.0

- Fill the □ with thread type: "R" for BSPT and "N" for NPT.
- The A, D, and L1 dimensions are in finger-tight.
- The E dimension is the minimum nominal opening. These fittings may have a larger opening at connection end.
- Fraction numbers are in inch size; the others are in mm size.
- Dimensions are for reference only, and are subject to change without notice.

- 在 □ 中填入螺紋種類：BSPT 牙請填 "R"、NPT 牙請填 "N"
- A、D、及 L1 尺寸均為用手鎖緊後的尺寸
- E 尺寸為最小孔徑，接口端的孔徑可能會比較大
- 分數的數字單位為英寸 (inch)，其餘的數字單位均為公釐 (mm)
- 尺寸僅供參考，修改恕不另外通知

R

卡套插管直接頭
REDUCER



FOR METRIC TUBES 公制管用

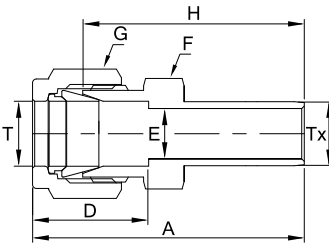
T TUBE OD	Tx TUBE OD	PART NO.	DIMENSION 尺寸					
			A	D	E	F	G	H
3	6	R3M-6M	38.0	12.9	2.5	10	7/16	31.0
3	8	R3M-8M	40.5	12.9	2.5	10	7/16	33.5
3	10	R3M-10M	43.0	12.9	2.5	12	7/16	36.0
4	6	R4M-6M	38.5	13.7	2.5	10	12	31.0
4	8	R4M-8M	41.0	13.7	2.5	10	12	33.5
4	10	R4M-10M	43.5	13.7	2.5	12	12	36.0
6	6	R6M-6M	40.0	15.3	4.0	12	9/16	32.0
6	8	R6M-8M	42.5	15.3	4.0	12	9/16	34.5
6	10	R6M-10M	45.0	15.3	4.0	12	9/16	37.0
6	12	R6M-12M	48.5	15.3	4.0	17	9/16	40.7
8	6	R8M-6M	41.0	16.2	4.0	14	5/8	33.0
8	10	R8M-10M	46.0	16.2	6.0	14	5/8	38.0
8	12	R8M-12M	50.0	16.2	6.0	17	5/8	41.7
10	6	R10M-6M	43.0	17.2	4.0	17	19	35.0
10	8	R10M-8M	45.5	17.2	5.0	17	19	37.5
10	12	R10M-12M	51.0	17.2	8.0	17	19	42.7
12	6	R12M-6M	46.0	22.8	4.0	19	7/8	36.0
12	8	R12M-8M	48.5	22.8	5.0	19	7/8	38.5
12	10	R12M-10M	51.0	22.8	7.5	19	7/8	41.0
12	16	R12M-16M	56.5	22.8	10.0	19	7/8	46.5
12	18	R12M-18M	57.0	22.8	10.0	19	7/8	47.0
12	20	R12M-20M	57.5	22.8	10.0	22	7/8	47.5
12	22	R12M-22M	59.0	22.8	10.0	24	7/8	49.0
12	25	R12M-25M	64.0	22.8	10.0	27	7/8	54.0
14	10	R14M-10M	51.5	24.4	7.5	22	25	41.0
16	12	R16M-12M	54.5	24.4	9.5	24	25	43.7
16	18	R16M-18M	58.0	24.4	14.0	24	25	47.0
16	20	R16M-20M	58.5	24.4	14.0	24	25	47.5
16	22	R16M-22M	60.0	24.4	14.0	24	25	49.0
16	25	R16M-25M	65.0	24.4	14.0	27	25	54.0
18	12	R18M-12M	55.5	24.4	9.5	27	30	44.7
18	16	R18M-16M	58.0	24.4	12.0	27	30	47.5
18	20	R18M-20M	59.0	24.4	16.0	27	30	48.5
18	22	R18M-22M	60.5	24.4	16.0	27	30	50.0
18	25	R18M-25M	64.5	24.4	16.0	27	30	54.0
20	16	R20M-16M	57.5	26.0	12.0	30	32	48.5
20	18	R20M-18M	58.0	26.0	14.0	30	32	49.0
20	22	R20M-22M	60.0	26.0	18.0	30	32	51.0
20	25	R20M-25M	64.0	26.0	18.0	30	32	55.0
22	18	R22M-18M	58.5	26.0	14.0	30	32	49.0
22	20	R22M-20M	59.0	26.0	15.0	30	32	49.5
22	25	R22M-25M	64.5	26.0	18.0	30	32	55.0
25	18	R25M-18M	65.5	31.3	14.0	35	1-1/2	53.0
25	20	R25M-20M	66.0	31.3	15.0	35	1-1/2	53.5
25	22	R25M-22M	67.5	31.3	18.0	35	1-1/2	55.0

- The A and D dimensions are in finger-tight.
- The E dimension is the minimum nominal opening. These fittings may have a larger opening at connection end.
- Fraction numbers are in inch size; the others are in mm size.
- Dimensions are for reference only, and are subject to change without notice.

- A 和 D 尺寸均為用手鎖緊後的尺寸
- E 尺寸為最小孔徑，接口端的孔徑可能會比較大
- 分數的數字單位為英吋 (inch)，其餘的數字單位均為公釐 (mm)
- 尺寸僅供參考，修改恕不另外通知

R

卡套插管直接頭
REDUCER



FOR FRACTIONAL TUBES 英制管用

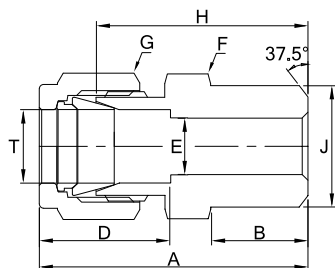
T TUBE OD	Tx TUBE OD	PART NO.	DIMENSION 尺寸					
卡套管外徑	卡套管外徑	型號	A	D	E	F	G	H
1/16	1/4	R1-4	33.0	8.6	1.3	10	10	29.0
1/8	1/8	R2-2	37.0	12.7	2.5	10	7/16	30.0
1/8	1/4	R2-4	42.0	12.7	2.5	10	7/16	35.0
1/8	3/8	R2-6	44.0	12.7	2.5	10	7/16	37.0
1/8	1/2	R2-8	45.6	12.7	2.5	17	7/16	38.7
3/16	1/8	R3-2	36.9	13.4	2.5	10	9/16	30.0
1/4	1/8	R4-2	38.5	15.2	2.5	12	9/16	31.0
1/4	1/4	R4-4	43.5	15.2	4.3	12	9/16	36.0
1/4	3/8	R4-6	45.5	15.2	5.0	12	9/16	38.0
1/4	1/2	R4-8	49.5	15.2	5.0	14	9/16	42.0
1/4	3/4	R4-12	52.8	15.2	5.0	22	9/16	45.0
3/8	1/4	R6-4	45.0	16.8	4.3	16	11/16	38.0
3/8	3/8	R6-6	47.0	16.8	7.5	16	11/16	40.1
3/8	1/2	R6-8	51.0	16.8	7.5	16	11/16	44.1
3/8	3/4	R6-12	54.7	16.8	7.7	22	11/16	47.0
1/2	1/4	R8-4	49.0	22.9	4.3	20	7/8	39.0
1/2	3/8	R8-6	51.0	22.9	7.5	20	7/8	41.0
1/2	1/2	R8-8	55.0	22.9	10.5	20	7/8	45.0
1/2	5/8	R8-10	57.0	22.9	10.5	20	7/8	48.0
1/2	3/4	R8-12	57.0	22.9	10.5	20	7/8	48.0
1/2	1	R8-16	63.9	22.9	10.0	27	7/8	54.0
5/8	3/4	R10-12	57.4	24.4	14.0	24	25	47.0
5/8	1	R10-16	64.4	24.4	14.0	27	25	54.0
3/4	1/2	R12-8	57.0	24.4	10.5	27	1-1/8	47.0
3/4	3/4	R12-12	59.0	24.4	16.0	27	1-1/8	49.0
3/4	1	R12-16	59.0	24.4	16.0	27	1-1/8	49.0
1	1	R16-16	69.4	31.2	20.4	35	1-1/2	57.0

- The A and D dimensions are in finger-tight.
- The E dimension is the minimum nominal opening. These fittings may have a larger opening at connection end.
- Fraction numbers are in inch size; the others are in mm size.
- Dimensions are for reference only, and are subject to change without notice.

- A 和 D 尺寸均為用手鎖緊後的尺寸
- E 尺寸為最小孔徑，接口端的孔徑可能會比較大
- 分數的數字單位為英寸 (inch)，其餘的數字單位均為公釐 (mm)
- 尺寸僅供參考，修改恕不另外通知

PBW

卡套對焊直接頭
PIPE BUTT WELD CONNECTOR



FOR METRIC TUBES 公制管用

T TUBE OD 卡套管外徑	J PIPE BUTT WELD SIZE 對焊管尺寸	PART NO. 型號	DIMENSION 尺寸						
			A	B	D	E	F	G	H
3	1/8	PBW3M-2	32.0	10	12.9	2.5	12	7/16	25.0
4	1/8	PBW4M-2	31.0	10	13.7	2.5	12	12	24.1
6	1/8	PBW6M-2	33.0	10	15.3	5.0	14	9/16	25.4
6	1/4	PBW6M-4	37.0	13	15.3	5.0	14	9/16	29.2
8	1/8	PBW8M-2	34.5	10	16.2	6.0	14	5/8	26.7
8	1/4	PBW8M-4	38.0	13	16.2	6.0	14	5/8	30.2
8	3/8	PBW8M-6	41.0	14	16.2	6.0	19	5/8	33.0
8	1/2	PBW8M-8	43.0	17	16.2	6.0	22	5/8	35.3
10	1/4	PBW10M-4	40.0	13	17.2	7.0	17	19	32.3
10	3/8	PBW10M-6	40.5	14	17.2	8.0	19	19	32.5
10	1/2	PBW10M-8	44.0	17	17.2	8.0	22	19	36.1
12	1/4	PBW12M-4	42.5	13	22.8	7.0	22	7/8	32.3
12	3/8	PBW12M-6	43.5	14	22.8	10.0	22	7/8	33.3
12	1/2	PBW12M-8	46.5	17	22.8	10.0	22	7/8	36.1
12	3/4	PBW12M-12	50.0	19	22.8	10.0	27	7/8	40.0
14	3/8	PBW14M-6	44.5	14	24.4	10.0	24	25	34.0
15	1/2	PBW15M-8	47.0	17	24.4	12.0	24	25	36.9
16	1/2	PBW16M-8	47.0	17	24.4	12.0	24	25	36.9
18	1/2	PBW18M-8	48.5	17	24.4	12.0	27	30	38.0
18	3/4	PBW18M-12	50.5	19	24.4	15.0	27	30	40.0
20	3/4	PBW20M-12	50.0	19	26.0	15.0	30	32	41.0
22	3/4	PBW22M-12	50.5	19	26.0	15.0	30	32	41.0
25	1	PBW25M-16	60.5	22	31.3	20.0	35	1-1/2	48.0

FOR FRACTIONAL TUBES 英制管用

T TUBE OD 卡套管外徑	J PIPE BUTT WELD SIZE 對焊管尺寸	PART NO. 型號	DIMENSION 尺寸						
			A	B	D	E	F	G	H
1/8	1/8	PBW2-2	30.5	10	12.7	2.5	12	7/16	23.9
3/16	1/8	PBW3-2	32.0	10	13.7	3.0	12	12	25.0
1/4	1/8	PBW4-2	33.0	10	15.2	5.0	14	9/16	25.4
1/4	1/4	PBW4-4	37.0	13	15.2	5.0	14	9/16	29.5
3/8	1/4	PBW6-4	39.0	13	16.8	7.0	17	11/16	31.5
3/8	3/8	PBW6-6	40.0	14	16.8	8.0	17	11/16	32.5
3/8	1/2	PBW6-8	44.5	17	16.8	8.0	22	11/16	36.9
1/2	3/8	PBW8-6	43.5	14	22.9	10.0	22	7/8	33.3
1/2	1/2	PBW8-8	47.0	17	22.9	10.0	22	7/8	36.9
1/2	3/4	PBW8-12	50.5	19	22.9	10.0	27	7/8	40.4
1/2	1	PBW8-16	56.0	22	22.9	10.0	35	7/8	46.0
5/8	1/2	PBW10-8	47.0	17	24.4	12.0	24	25	36.9
3/4	3/4	PBW12-12	50.5	19	24.4	16.0	27	1-1/8	40.4
3/4	1	PBW12-16	57.0	22	24.4	16.0	35	1-1/8	46.0
1	3/4	PBW16-12	57.5	19	31.2	16.0	35	1-1/2	45.0
1	1	PBW16-16	60.5	22	31.2	22.0	35	1-1/2	48.0

- The A and D dimensions are in finger-tight.
- The E dimension is the minimum nominal opening. These fittings may have a larger opening at connection end.
- Fraction numbers are in inch size; the others are in mm size.
- Dimensions are for reference only, and are subject to change without notice.

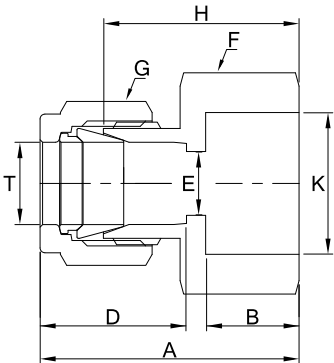
- A 和 D 尺寸均為用手鎖緊後的尺寸
- E 尺寸為最小孔徑，接口端的孔徑可能會比較大
- 分數的數字單位為英寸 (inch)，其餘的數字單位均為公釐 (mm)
- 尺寸僅供參考，修改恕不另外通知

PSW

卡套套焊直接頭
PIPE SOCKET WELD CONNECTOR

FOR METRIC TUBES 公制管用

T TUBE OD 卡套管外徑	K PIPE SOCKET WELD SIZE 套焊管尺寸	PART NO. 型號	DIMENSION 尺寸						
			A	B	D	E	F	G	H
4	1/8	PSW4M-2	29.0	9.6	13.7	2.5	17	12	21.6
4	1/4	PSW4M-4	29.0	9.6	13.7	2.5	19	12	21.6
6	1/8	PSW6M-2	30.5	9.6	15.3	5.0	17	9/16	22.6
6	1/4	PSW6M-4	30.5	9.6	15.3	5.0	19	9/16	22.6
6	3/8	PSW6M-6	30.5	9.6	15.3	5.0	24	9/16	22.6
6	1/2	PSW6M-8	31.5	9.6	15.3	5.0	30	9/16	23.6
8	1/8	PSW8M-2	31.5	9.6	16.2	6.0	17	5/8	23.6
8	1/4	PSW8M-4	31.5	9.6	16.2	6.0	19	5/8	23.6
8	3/8	PSW8M-6	31.5	9.6	16.2	6.0	24	5/8	23.6
8	1/2	PSW8M-8	32.5	9.6	16.2	6.0	30	5/8	24.6
10	1/4	PSW10M-4	32.5	9.6	17.2	8.0	19	19	24.6
10	3/8	PSW10M-6	32.5	9.6	17.2	8.0	24	19	24.6
10	1/2	PSW10M-8	32.5	9.6	17.2	8.0	30	19	25.6
12	1/4	PSW12M-4	35.5	9.6	22.8	10.0	19	7/8	25.6
12	3/8	PSW12M-6	35.5	9.6	22.8	10.0	24	7/8	25.6
12	1/2	PSW12M-8	35.5	9.6	22.8	10.0	30	7/8	25.6
12	3/4	PSW12M-12	38.5	12.7	22.8	10.0	35	7/8	28.7
12	1"	PSW12M-16	38.5	12.7	22.8	10.0	41	7/8	28.7
14	3/8	PSW14M-6	36.0	9.6	24.4	12.0	24	25	25.6
14	1/2	PSW14M-8	36.0	9.6	24.4	12.0	30	25	25.6
14	3/4	PSW14M-12	39.5	12.7	24.4	12.0	35	25	28.7
15	3/8	PSW15M-6	36.5	9.6	24.4	12.0	24	25	25.6
15	1/2	PSW15M-8	36.5	9.6	24.4	12.0	30	25	25.6
15	3/4	PSW15M-12	39.5	12.7	24.4	12.0	35	25	28.7
16	3/8	PSW16M-6	36.5	9.6	24.4	14.0	24	25	25.6
16	1/2	PSW16M-8	36.5	9.6	24.4	14.0	30	25	25.6
16	3/4	PSW16M-12	40.5	12.7	24.4	14.0	35	25	28.7
18	1/2	PSW18M-8	36.0	9.6	24.4	16.0	30	30	25.6
18	3/4	PSW18M-12	39.5	12.7	24.4	16.0	35	30	28.7
20	1/2	PSW20M-8	37.0	9.6	26.0	18.0	30	32	27.6
20	3/4	PSW20M-12	40.0	12.7	26.0	18.0	35	32	30.7
22	1/2	PSW22M-8	38.5	9.6	26.0	18.0	30	32	27.6
22	3/4	PSW22M-12	41.5	12.7	26.0	18.0	35	32	30.7
22	1	PSW22M-16	41.5	12.7	26.0	18.0	41	32	30.7
25	3/4	PSW25M-12	46.5	12.7	31.3	22.0	35	1-1/2	33.7
25	1	PSW25M-16	46.5	12.7	31.3	22.0	41	1-1/2	33.7

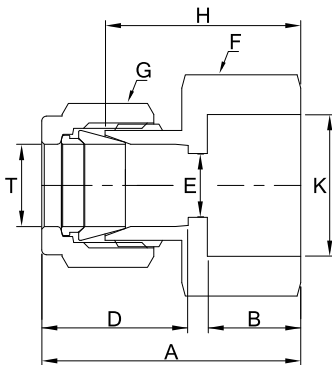


- The A and D dimensions are in finger-tight.
- The E dimension is the minimum nominal opening. These fittings may have a larger opening at connection end.
- Fraction numbers are in inch size; the others are in mm size.
- Dimensions are for reference only, and are subject to change without notice.

- A 和 D 尺寸均為用手鎖緊後的尺寸
- E 尺寸為最小孔徑，接口端的孔徑可能會比較大
- 分數的數字單位為英寸 (inch)，其餘的數字單位均為公釐 (mm)
- 尺寸僅供參考，修改恕不另外通知

PSW

卡套套焊直接頭
PIPE SOCKET WELD CONNECTOR



FOR FRACTIONAL TUBES 英制管用

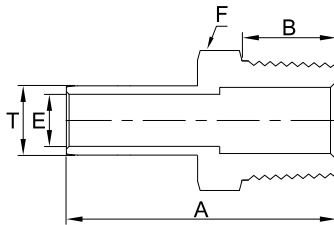
T TUBE OD 卡套管外徑	K PIPE SOCKET WELD SIZE 套焊管尺寸	PART NO. 型號	DIMENSION 尺寸							
			A	B	D	E	F	G	H	
1/8	1/8	PSW2-2	28.5	9.6	12.7	2.5	17	7/16	21.6	
1/8	1/4	PSW2-4	28.5	9.6	12.7	2.5	19	7/16	21.6	
1/4	1/8	PSW4-2	30.4	9.6	15.2	5.0	17	9/16	22.6	
1/4	1/4	PSW4-4	30.4	9.6	15.2	5.0	19	9/16	22.6	
1/4	3/8	PSW4-6	30.4	9.6	15.2	5.0	24	9/16	22.6	
1/4	1/2	PSW4-8	31.4	9.6	15.2	5.0	30	9/16	23.6	
3/8	1/4	PSW6-4	32.3	9.6	16.8	7.7	19	11/16	24.6	
3/8	3/8	PSW6-6	32.3	9.6	16.8	7.7	24	11/16	24.6	
3/8	1/2	PSW6-8	33.3	9.6	16.8	7.7	30	11/16	25.6	
3/8	3/4	PSW6-12	36.4	12.7	16.8	7.7	35	11/16	28.7	
1/2	1/4	PSW8-4	35.5	9.6	22.9	10.0	19	7/8	25.6	
1/2	3/8	PSW8-6	35.5	9.6	22.9	10.0	24	7/8	25.6	
1/2	1/2	PSW8-8	35.5	9.6	22.9	10.0	30	7/8	25.6	
1/2	3/4	PSW8-12	38.6	12.7	22.9	10.0	35	7/8	28.7	
1/2	1	PSW8-16	38.6	12.7	22.9	10.0	41	7/8	28.7	
5/8	3/8	PSW10-6	36.0	9.6	24.4	14.0	24	25	25.6	
5/8	1/2	PSW10-8	36.0	9.6	24.4	14.0	30	25	25.6	
5/8	3/4	PSW10-12	40.1	12.7	24.4	14.0	35	25	29.7	
3/4	1/2	PSW12-8	36.5	9.6	24.4	16.0	30	1-1/8	25.6	
3/4	3/4	PSW12-12	39.6	12.7	24.4	16.0	35	1-1/8	28.7	
3/4	1	PSW12-16	39.6	12.7	24.4	16.0	41	1-1/8	28.7	
1	3/4	PSW16-12	46.1	12.7	31.2	22.0	35	1-1/2	33.7	
1	1	PSW16-16	46.1	12.7	31.2	22.0	41	1-1/2	33.7	

- The A and D dimensions are in finger-tight.
- The E dimension is the minimum nominal opening. These fittings may have a larger opening at connection end.
- Fraction numbers are in inch size; the others are in mm size.
- Dimensions are for reference only, and are subject to change without notice.

- A 和 D 尺寸均為用手鎖緊後的尺寸
- E 尺寸為最小孔徑，接口端的孔徑可能會比較大
- 分數的數字單位為英吋 (inch)，其餘的數字單位均為公釐 (mm)
- 尺寸僅供參考，修改恕不另外通知

MA

插管外牙直接頭
MALE ADAPTER



FOR METRIC TUBES 公制管用

T TUBE OD 卡套管外徑	MALE BSPT / NPT PIPE SIZE 外牙尺寸	PART NO. 型號	DIMENSION 尺寸			
			A	B	E	F
6	1/8	MA6M-2 □	36.0	10	4.0	12
6	1/4	MA6M-4 □	39.0	13	4.0	14
6	3/8	MA6M-6 □	37.0	14	4.0	17
6	1/2	MA6M-8 □	41.0	17	4.0	22
8	1/8	MA8M-2 □	34.5	10	5.0	12
8	1/4	MA8M-4 □	41.0	13	5.0	14
8	3/8	MA8M-6 □	39.5	14	5.0	17
8	1/2	MA8M-8 □	43.5	17	5.0	22
10	1/4	MA10M-4 □	41.0	13	8.0	14
10	3/8	MA10M-6 □	42.0	14	8.0	17
10	1/2	MA10M-8 □	46.0	17	8.0	22
12	1/4	MA12M-4 □	45.0	13	10.0	14
12	3/8	MA12M-6 □	46.0	14	10.0	17
12	1/2	MA12M-8 □	50.0	17	10.0	22
14	3/8	MA14M-6 □	47.5	14	10.0	14
14	1/2	MA14M-8 □	51.5	17	10.0	17
14	3/4	MA14M-12 □	54.0	19	10.0	22
16	1/2	MA16M-8 □	51.5	17	12.0	22
16	3/4	MA16M-12 □	54.5	19	12.0	27
18	1/2	MA18M-8 □	52.0	17	14.0	22
20	1/2	MA20M-8 □	52.5	17	15.0	22
22	1/2	MA22M-8 □	54.0	17	18.0	24
22	3/4	MA22M-12 □	57.0	19	18.0	27
25	1	MA25M-16 □	67.0	22	20.0	35

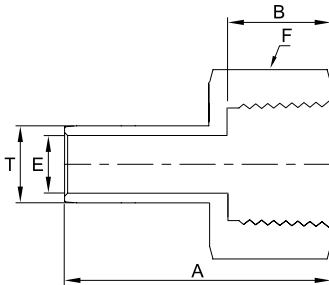
T TUBE OD 卡套管外徑	MALE BSPT / NPT PIPE SIZE 外牙尺寸	PART NO. 型號	DIMENSION 尺寸			
			A	B	E	F
1/4	1/8	MA4-2 □	36.0	10	4.3	12
1/4	1/4	MA4-4 □	39.0	13	4.3	14
1/4	3/8	MA4-6 □	40.0	14	4.3	17
1/4	1/2	MA4-8 □	41.0	17	4.3	22
3/8	1/8	MA6-2 □	38.0	10	7.5	12
3/8	1/4	MA6-4 □	41.0	13	7.5	14
3/8	3/8	MA6-6 □	42.0	14	7.5	17
3/8	1/2	MA6-8 □	46.0	17	7.5	22
1/2	1/4	MA8-4 □	45.0	13	10.5	14
1/2	3/8	MA8-6 □	46.0	14	10.5	17
1/2	1/2	MA8-8 □	50.0	17	10.5	22
3/4	1/2	MA12-8 □	54.0	17	16.5	22
3/4	3/4	MA12-12 □	55.0	19	16.5	27
3/4	1	MA12-16 □	58.0	22	16.5	35
1	3/4	MA16-12 □	59.0	19	22.0	27
1	1	MA16-16 □	62.0	22	22.0	35

- Fill the □ with thread type: "R" for BSPT and "N" for NPT.
- The E dimension is the minimum nominal opening. These fittings may have a larger opening at connection end.
- Fraction numbers are in inch size; the others are in mm size.
- Dimensions are for reference only, and are subject to change without notice.

- 在 □ 中填入螺紋種類：BSPT 牙請填 "R"、NPT 牙請填 "N"
- E 尺寸為最小孔徑，接口端的孔徑可能會比較大
- 分數的數字單位為英寸 (inch)，其餘的數字單位均為公釐 (mm)
- 尺寸僅供參考，修改恕不另外通知

FA

插管內牙直接頭
FEMALE ADAPTER



FOR METRIC TUBES 公制管用

T TUBE OD 卡套管外徑	FEMALE BSPT / NPT PIPE SIZE 內牙尺寸	PART NO. 型號	DIMENSION 尺寸			
			A	B	E	F
6	1/8	FA6M-2 □	34.0	12	4.0	14
6	1/4	FA6M-4 □	37.0	13	4.0	17
6	3/8	FA6M-6 □	36.0	17	4.0	22
8	1/8	FA8M-2 □	33.5	12	5.0	14
8	1/4	FA8M-4 □	39.0	13	5.0	17
10	1/4	FA10M-4 □	39.0	13	8.0	17
10	3/8	FA10M-6 □	40.0	14	8.0	22
10	1/2	FA10M-8 □	43.0	17	8.0	27
12	1/4	FA12M-4 □	43.0	13	10.0	17
12	3/8	FA12M-6 □	44.0	14	10.0	22
12	1/2	FA12M-8 □	47.0	17	10.0	27
14	1/2	FA14M-8 □	46.5	17	10.0	27
16	3/8	FA16M-6 □	43.5	14	12.0	22
18	1/2	FA18M-8 □	47.0	17	14.0	27

FOR FRACTIONAL TUBES 英制管用

T TUBE OD 卡套管外徑	FEMALE BSPT / NPT PIPE SIZE 內牙尺寸	PART NO. 型號	DIMENSION 尺寸			
			A	B	E	F
1/4	1/8	FA4-2 □	34.0	12	4.3	14
1/4	1/4	FA4-4 □	37.0	13	4.3	17
1/4	3/8	FA4-6 □	38.0	14	4.3	22
1/4	1/2	FA4-8 □	41.0	17	4.3	27
3/8	1/8	FA6-2 □	36.0	12	7.5	14
3/8	1/4	FA6-4 □	39.0	13	7.5	17
3/8	3/8	FA6-6 □	40.0	14	7.5	22
3/8	1/2	FA6-8 □	43.0	17	7.5	27
1/2	1/4	FA8-4 □	43.0	13	10.5	17
1/2	3/8	FA8-6 □	44.0	14	10.5	22
1/2	1/2	FA8-8 □	47.0	17	10.5	27
3/4	1/2	FA12-8 □	51.0	17	16.5	27
3/4	3/4	FA12-12 □	53.0	18	16.5	30
3/4	1	FA12-16 □	56.0	24	16.5	38
1	3/4	FA16-12 □	60.0	18	22.0	32
1	1	FA16-16 □	64.0	24	22.0	38

- Fill the □ with thread type: "R" for BSPT and "N" for NPT.
- The E dimension is the minimum nominal opening. These fittings may have a larger opening at connection end.
- Fraction numbers are in inch size; the others are in mm size.
- Dimensions are for reference only, and are subject to change without notice.

- 在 □ 中填入螺紋種類：BSPT 牙請填 "R"、NPT 牙請填 "N"
- E 尺寸為最小孔徑，接口端的孔徑可能會比較大
- 分數的數字單位為英寸 (inch)，其餘的數字單位均為公釐 (mm)
- 尺寸僅供參考，修改恕不另外通知

P

卡套塞頭
PLUG



FOR METRIC TUBES 公制管用

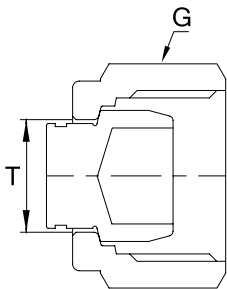
T TUBE OD	PART NO.	DIMENSION 尺寸
卡套管外徑	型號	G
3	P3M	7/16
4	P4M	12
6	P6M	9/16
8	P8M	5/8
10	P10M	19
12	P12M	7/8
14	P14M	25
15	P15M	25
16	P16M	25
18	P18M	30
20	P20M	32
22	P22M	32
25	P25M	1-1/2

FOR FRACTIONAL TUBES 英制管用

T TUBE OD	PART NO.	DIMENSION 尺寸
卡套管外徑	型號	G
1/16	P1	10
1/8	P2	7/16
3/16	P3	12
1/4	P4	9/16
3/8	P6	11/16
1/2	P8	7/8
5/8	P10	25
3/4	P12	1-1/8
1	P16	1-1/2

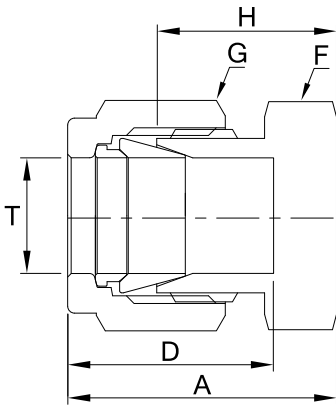
- Fraction numbers are in inch size; the others are in mm size.
- Dimensions are for reference only, and are subject to change without notice.

- 分數的數字單位為英吋 (inch)，其餘的數字單位均為公釐 (mm)
- 尺寸僅供參考，修改恕不另外通知



C

鋼管塞頭
CAP



FOR METRIC TUBES 公制管用

T TUBE OD	PART NO.	DIMENSION 尺寸				
卡套管外徑	型號	A	D	F	G	H
3	C3M	22.0	12.9	10	7/16	15.0
4	C4M	21.5	16.1	12	12	14.7
6	C6M	23.5	17.7	12	9/16	15.7
8	C8M	24.5	18.6	14	5/8	17.0
10	C10M	27.0	19.5	17	19	19.0
12	C12M	29.5	22.0	20	7/8	19.0
14	C14M	31.5	24.4	24	25	21.0
15	C15M	30.0	24.4	24	25	19.8
16	C16M	32.0	24.4	24	25	19.8
18	C18M	31.5	24.4	27	30	21.0
20	C20M	31.0	26.0	30	32	22.0
22	C22M	31.5	26.0	30	32	22.0
25	C25M	38.5	31.3	35	1-1/2	26.0

FOR FRACTIONAL TUBES 英制管用

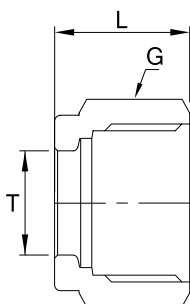
T TUBE OD	PART NO.	DIMENSION 尺寸				
卡套管外徑	型號	A	D	F	G	H
1/16	C1	15.0	8.6	10	10	11.2
1/8	C2	20.5	15.2	12	7/16	13.5
3/16	C3	22.0	10.0	10	12	15.0
1/4	C4	23.5	17.8	12	9/16	16.0
3/8	C6	26.0	19.3	16	11/16	18.3
1/2	C8	29.5	21.8	20	7/8	19.1
5/8	C10	30.0	21.8	24	25	19.8
3/4	C12	31.5	21.8	27	1-1/8	21.3
1	C16	38.5	26.4	35	1-1/2	26.2

- The A, and D dimensions are in finger-tight.
- Fraction numbers are in inch size; the others are in mm size.
- Dimensions are for reference only, and are subject to change without notice.

- A 及 D 尺寸均為用手鎖緊後的尺寸
- 分數的數字單位為英吋 (inch)，其餘的數字單位均為公釐 (mm)
- 尺寸僅供參考，修改恕不另外通知

N

螺帽
NUT



FOR METRIC TUBES 公制管用			
T TUBE OD	PART NO.	DIMENSION 尺寸	
卡套管外徑	型號	G	L
3	N3M	7/16	12.0
4	N4M	12	11.7
6	N6M	9/16	12.7
8	N8M	5/8	13.5
10	N10M	19	15.0
12	N12M	7/8	17.5
14	N14M	25	17.5
15	N15M	25	17.5
16	N16M	25	17.5
18	N18M	30	17.5
20	N20M	32	17.5
22	N22M	32	17.5
25	N25M	1-1/2	20.5

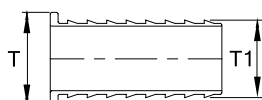
- Fraction numbers are in inch size; the others are in mm size.
- Dimensions are for reference only, and are subject to change without notice.

FOR FRACTIONAL TUBES 英制管用			
T TUBE OD	PART NO.	DIMENSION 尺寸	
卡套管外徑	型號	G	L
1/16	N1	10	8.0
1/8	N2	7/16	12.0
3/16	N3	12	12.0
1/4	N4	9/16	12.7
3/8	N6	11/16	14.3
1/2	N8	7/8	17.5
5/8	N10	25	17.5
3/4	N12	1-1/8	17.5
1	N16	1-1/2	20.6

- 分數的數字單位為英寸 (inch)，其餘的數字單位均為公釐 (mm)
- 尺寸僅供參考，修改恕不另外通知

IN

襯套
TUBE INSERT

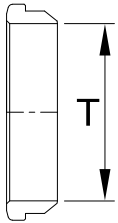


FOR METRIC TUBES 公制管用		
T SOFT TUBE OD	T1 SOFT TUBE ID	PART NO.
軟管外徑	軟管內徑	型號
6	4	IN6M
8	6	IN8M
10	8	IN10M
12	10	IN12M

FOR FRACTIONAL TUBES 英制管用		
T SOFT TUBE OD	T1 SOFT TUBE ID	PART NO.
軟管外徑	軟管內徑	型號
1/4	3/16	IN4
3/8	1/4	IN6
1/2	3/8	IN8
3/4	5/8	IN12
1	7/8	IN16

BF

後卡圈
BACK FERRULE



FOR METRIC TUBES 公制管用

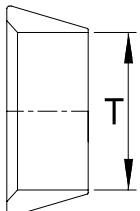
T TUBE OD 卡套管外徑	PART NO. 型號
3	BF3M
4	BF4M
6	BF6M
8	BF8M
10	BF10M
12	BF12M
14	BF14M
15	BF15M
16	BF16M
18	BF18M
20	BF20M
22	BF22M
25	BF25M

FOR FRACTIONAL TUBES 英制管用

T TUBE OD 卡套管外徑	PART NO. 型號
1/16	BF1
1/8	BF2
3/16	BF3
1/4	BF4
3/8	BF6
1/2	BF8
5/8	BF10
3/4	BF12
1	BF16

FF

前卡圈
FRONT FERRULE



FOR METRIC TUBES 公制管用

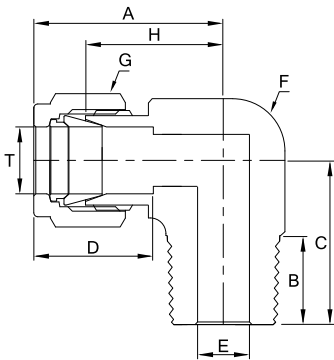
T TUBE OD 卡套管外徑	PART NO. 型號
3	FF3M
4	FF4M
6	FF6M
8	FF8M
10	FF10M
12	FF12M
14	FF14M
15	FF15M
16	FF16M
18	FF18M
20	FF20M
22	FF22M
25	FF25M

FOR FRACTIONAL TUBES 英制管用

T TUBE OD 卡套管外徑	PART NO. 型號
1/16	FF1
1/8	FF2
3/16	FF3
1/4	FF4
3/8	FF6
1/2	FF8
5/8	FF10
3/4	FF12
1	FF16

ME

卡套外螺紋彎頭
MALE ELBOW



FOR METRIC TUBES 公制管用

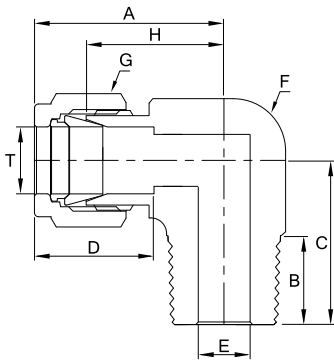
T TUBE OD 卡套管外徑	MALE BSPT / NPT PIPE SIZE 外牙尺寸	PART NO. 型號	DIMENSION 尺寸							
			A	B	C	D	E	F	G	H
3	1/8	ME3M-2 □	24.5	10	18.7	12.9	2.5	12	7/16	17.7
3	1/4	ME3M-4 □	25.0	13	22.3	12.9	2.5	14	7/16	18.3
4	1/8	ME4M-2 □	25.5	10	18.8	13.7	2.5	12	12	18.8
4	1/4	ME4M-4 □	25.5	13	22.4	13.7	2.5	14	12	18.8
6	1/8	ME6M-2 □	27.0	10	18.8	15.3	5.0	12	9/16	21.5
6	1/4	ME6M-4 □	27.0	13	23.0	15.3	5.0	14	9/16	21.5
6	3/8	ME6M-6 □	30.0	14	26.2	15.3	5.0	17	9/16	22.4
6	1/2	ME6M-8 □	32.0	17	31.0	15.3	5.0	22	9/16	24.4
8	1/8	ME8M-2 □	29.0	10	19.8	16.2	5.0	14	5/8	22.9
8	1/4	ME8M-4 □	29.0	13	23.4	16.2	5.0	14	5/8	22.9
8	3/8	ME8M-6 □	31.5	14	26.2	16.2	6.0	17	5/8	23.9
8	1/2	ME8M-8 □	33.0	17	31.0	16.2	6.0	22	5/8	25.1
10	1/8	ME10M-2 □	31.5	10	23.6	17.2	5.0	17	19	23.9
10	1/4	ME10M-4 □	31.5	13	25.2	17.2	5.0	17	19	23.9
10	3/8	ME10M-6 □	31.5	14	26.2	17.2	7.0	17	19	23.9
10	1/2	ME10M-8 □	33.5	17	31.0	17.2	8.0	22	19	25.8
12	1/8	ME12M-2 □	36.0	10	23.6	22.8	5.0	20	7/8	27.5
12	1/4	ME12M-4 □	36.0	13	28.0	22.8	5.0	20	7/8	27.5
12	3/8	ME12M-6 □	36.0	14	29.5	22.8	7.0	20	7/8	27.5
12	1/2	ME12M-8 □	36.0	17	31.0	22.8	10.0	22	7/8	27.5
12	3/4	ME12M-12 □	40.0	19	36.8	22.8	10.0	27	7/8	29.7
12	1	ME12M-16 □	50.0	22	45.5	22.8	10.0	34	7/8	39.9
14	3/8	ME14M-6 □	37.0	14	28.0	24.4	7.0	24	25	26.5
14	1/2	ME14M-8 □	37.0	17	31.0	24.4	10.0	24	25	26.5
14	3/4	ME14M-12 □	40.0	19	36.6	24.4	12.0	27	25	29.6
15	3/8	ME15M-6 □	37.0	14	28.0	24.4	7.0	24	25	26.5
15	1/2	ME15M-8 □	37.0	17	31.0	24.4	10.0	24	25	26.5
15	3/4	ME15M-12 □	40.5	19	36.6	24.4	12.0	27	25	29.6
16	3/8	ME16M-6 □	38.0	14	30.2	24.4	7.0	22	25	27.9
16	1/2	ME16M-8 □	38.0	17	33.1	24.4	10.0	22	25	27.9
16	3/4	ME16M-12 □	40.0	19	36.8	24.4	12.0	27	25	29.7
18	3/8	ME18M-6 □	40.0	14	31.6	24.4	7.0	27	30	29.6
18	1/2	ME18M-8 □	40.0	17	34.6	24.4	10.0	27	30	29.6
18	3/4	ME18M-12 □	40.0	19	36.6	24.4	12.0	27	30	29.6
18	1	ME18M-16 □	50.5	22	45.5	24.4	16.0	34	30	39.9
20	1/2	ME20M-8 □	44.0	17	38.7	26.0	10.0	30	32	34.7
20	3/4	ME20M-12 □	44.0	19	38.7	26.0	16.0	30	32	34.7
20	1	ME20M-16 □	49.0	22	45.5	26.0	18.0	34	32	39.9
22	1/2	ME22M-8 □	44.0	17	38.7	26.0	10.0	30	32	34.7
22	3/4	ME22M-12 □	44.0	19	38.7	26.0	16.0	30	32	34.7
22	1	ME22M-16 □	49.5	22	45.5	26.0	18.0	34	32	39.9
25	1/2	ME25M-8 □	53.0	17	43.0	31.3	10.0	34	1-1/2	40.5
25	3/4	ME25M-12 □	53.0	19	45.0	31.3	16.0	34	1-1/2	40.5
25	1	ME25M-16 □	53.0	22	45.5	31.3	22.0	34	1-1/2	40.5

- Fill the □ with thread type: "R" for BSPT and "N" for NPT.
- The A and D dimensions are in finger-tight.
- The E dimension is the minimum nominal opening. These fittings may have a larger opening at connection end.
- Fraction numbers are in inch size; the others are in mm size.
- Dimensions are for reference only, and are subject to change without notice.

- 在 □ 中填入螺紋種類：BSPT 牙請填 "R"、NPT 牙請填 "N"
- A 和 D 尺寸均為用手鎖緊後的尺寸
- E 尺寸為最小孔徑，接口端的孔徑可能會比較大
- 分數的數字單位為英寸 (inch)，其餘的數字單位均為公釐 (mm)
- 尺寸僅供參考，修改恕不另外通知

ME

卡套外螺紋彎頭
MALE ELBOW



FOR FRACTIONAL TUBES 英制管用

T TUBE OD 卡套管外徑	MALE BSPT / NPT PIPE SIZE 外牙尺寸	PART NO. 型號	DIMENSION 尺寸							
			A	B	C	D	E	F	G	H
1/16	1/8	ME1-2 □	20.0	10	18.7	8.6	1.5	12	10	15.7
1/16	1/4	ME1-4 □	20.5	13	22.3	8.6	1.5	14	10	16.3
1/8	1/8	ME2-2 □	24.0	10	17.8	12.7	2.5	12	7/16	17.0
1/8	1/4	ME2-4 □	25.0	13	22.4	12.7	2.5	14	7/16	18.0
1/8	3/8	ME2-6 □	28.0	14	25.7	12.7	2.5	17	7/16	20.7
1/8	1/2	ME2-8 □	30.5	17	31.4	12.7	2.5	22	7/16	23.4
3/16	1/8	ME3-2 □	25.0	10	18.7	13.7	2.5	12	12	17.7
3/16	1/4	ME3-4 □	25.5	13	22.3	13.7	2.5	14	12	18.3
1/4	1/8	ME4-2 □	27.0	10	18.8	15.2	5.0	12	9/16	19.6
1/4	1/4	ME4-4 □	27.0	13	22.4	15.2	5.0	14	9/16	19.6
1/4	3/8	ME4-6 □	30.0	14	26.2	15.2	5.0	17	9/16	22.4
1/4	1/2	ME4-8 □	32.0	17	31.0	15.2	5.0	22	9/16	24.4
3/8	1/8	ME6-2 □	30.5	10	20.8	16.8	5.0	14	11/16	23.1
3/8	1/4	ME6-4 □	30.5	13	24.4	16.8	7.0	14	11/16	23.1
3/8	3/8	ME6-6 □	31.5	14	26.2	16.8	7.0	17	11/16	23.9
3/8	1/2	ME6-8 □	33.5	17	31.0	16.8	7.0	22	11/16	25.9
1/2	1/8	ME8-2 □	37.0	10	25.0	22.9	5.0	20	7/8	27.0
1/2	1/4	ME8-4 □	36.5	13	27.2	22.9	5.0	20	7/8	27.5
1/2	3/8	ME8-6 □	36.5	14	28.2	22.9	7.0	20	7/8	27.5
1/2	1/2	ME8-8 □	36.5	17	31.0	22.9	10.0	22	7/8	27.5
1/2	3/4	ME8-12 □	40.0	19	36.8	22.9	10.0	27	7/8	29.7
1/2	1	ME8-16 □	50.0	22	45.5	22.9	10.0	34	7/8	39.9
5/8	3/8	ME10-6 □	38.5	14	30.2	24.4	7.0	24	25	27.9
5/8	1/2	ME10-8 □	38.5	17	33.1	24.4	10.0	24	25	27.9
5/8	3/4	ME10-12 □	40.0	19	36.8	24.4	12.0	27	25	29.7
3/4	3/8	ME12-6 □	40.0	14	31.6	24.4	7.0	27	1-1/8	29.6
3/4	1/2	ME12-8 □	40.0	17	34.8	24.4	10.0	27	1-1/8	32.0
3/4	3/4	ME12-12 □	40.0	19	36.8	24.4	12.0	27	1-1/8	32.0
3/4	1	ME12-16 □	51.0	22	45.5	24.4	16.0	34	1-1/8	39.9
1	1/2	ME16-8 □	53.0	17	43.5	31.2	10.0	34	1-1/2	40.5
1	3/4	ME16-12 □	49.0	19	41.7	31.2	16.0	34	1-1/2	36.8
1	1	ME16-16 □	49.0	22	44.5	31.2	22.0	34	1-1/2	36.8

● Fill the □ with thread type: "R" for BSPT and "N" for NPT.

● The A and D dimensions are in finger-tight.

● The E dimension is the minimum nominal opening. These fittings may have a larger opening at connection end.

● Fraction numbers are in inch size; the others are in mm size.

● Dimensions are for reference only, and are subject to change without notice.

● 在 □ 中填入螺紋種類：BSPT 牙請填 "R"、NPT 牙請填 "N"

● A 和 D 尺寸均為用手鎖緊後的尺寸

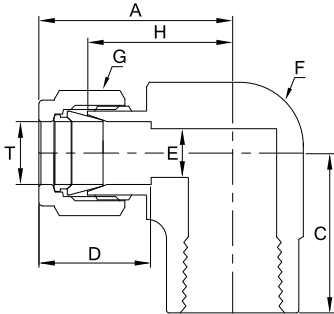
● E 尺寸為最小孔徑，接口端的孔徑可能會比較大

● 分數的數字單位為英吋 (inch)，其餘的數字單位均為公釐 (mm)

● 尺寸僅供參考，修改恕不另外通知

FE

卡套內牙彎頭
FEMALE ELBOW



FOR METRIC TUBES 公制管用

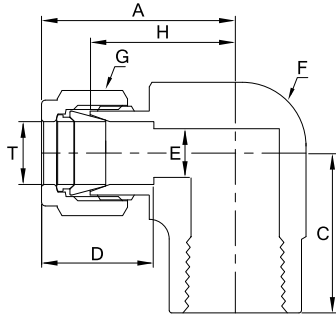
T TUBE OD 卡套管外徑	FEMALE BSPT / NPT PIPE SIZE 內牙尺寸	PART NO. 型號	DIMENSION 尺寸						
			A	C	D	E	F	G	H
4	1/8	FE4M-2 □	25.5	19.1	13.7	2.5	14	12	18.8
4	1/4	FE4M-4 □	28.0	23.7	13.7	2.5	17	12	20.7
6	1/8	FE6M-2 □	27.0	19.1	15.3	5.0	14	9/16	19.6
6	1/4	FE6M-4 □	30.0	22.4	15.3	5.0	17	9/16	22.4
6	3/8	FE6M-6 □	32.0	22.4	15.3	5.0	22	9/16	24.4
6	1/2	FE6M-8 □	34.5	28.4	15.3	5.0	27	9/16	27.2
8	1/8	FE8M-2 □	29.0	19.1	16.2	6.0	14	5/8	21.3
8	1/4	FE8M-4 □	30.5	22.4	16.2	6.0	17	5/8	23.1
8	3/8	FE8M-6 □	34.0	26.4	16.2	6.0	22	5/8	25.9
8	1/2	FE8M-8 □	37.0	32.6	16.2	6.0	27	5/8	29.1
10	1/8	FE10M-2 □	32.0	23.7	17.2	8.0	17	19	23.7
10	1/4	FE10M-4 □	32.0	23.7	17.2	8.0	17	19	23.7
10	3/8	FE10M-6 □	34.5	26.4	17.2	8.0	22	19	26.4
10	1/2	FE10M-8 □	37.5	32.6	17.2	8.0	27	19	29.6
12	1/8	FE12M-2 □	37.0	25.0	22.8	10.0	20	7/8	27.0
12	1/4	FE12M-4 □	36.5	22.4	22.8	10.0	20	7/8	27.3
12	3/8	FE12M-6 □	36.5	22.4	22.8	10.0	22	7/8	27.3
12	1/2	FE12M-8 □	39.0	28.4	22.8	10.0	27	7/8	28.7
12	3/4	FE12M-12 □	49.5	41.0	22.8	10.0	34	7/8	39.5
14	3/8	FE14M-6 □	37.0	26.0	24.4	12.0	24	25	26.5
14	1/2	FE14M-8 □	40.0	32.6	24.4	12.0	27	25	29.6
14	3/4	FE14M-12 □	50.0	41.0	24.4	12.0	34	25	39.5
15	3/8	FE15M-6 □	38.5	22.4	24.4	12.0	27	25	27.9
15	1/2	FE15M-8 □	40.0	28.4	24.4	12.0	27	25	32.0
15	3/4	FE15M-12 □	50.0	41.0	24.4	12.0	34	25	39.5
16	3/8	FE16M-6 □	37.5	26.0	24.4	14.0	24	25	26.5
16	1/2	FE16M-8 □	40.5	32.6	24.4	14.0	27	25	29.6
16	3/4	FE16M-12 □	50.5	41.0	24.4	14.0	34	25	39.5
18	3/8	FE18M-6 □	40.0	32.6	24.4	16.0	27	30	29.6
18	1/2	FE18M-8 □	40.0	32.6	24.4	16.0	27	30	29.6
18	3/4	FE18M-12 □	50.0	41.0	24.4	16.0	34	30	39.5
20	1/2	FE20M-8 □	44.0	34.7	26.0	18.0	30	32	34.7
20	3/4	FE20M-12 □	48.5	41.0	26.0	18.0	34	32	39.5
22	1/2	FE22M-8 □	44.0	34.7	26.0	18.0	30	32	34.7
22	3/4	FE22M-12 □	49.0	41.0	26.0	18.0	34	32	39.5
25	1/2	FE25M-8 □	53.0	41.0	31.3	22.0	34	1-1/2	40.5
25	3/4	FE25M-12 □	53.0	41.0	31.3	22.0	34	1-1/2	40.5

- Fill the □ with thread type: "R" for BSPT and "N" for NPT.
- The A and D dimensions are in finger-tight.
- The E dimension is the minimum nominal opening. These fittings may have a larger opening at connection end.
- Fraction numbers are in inch size; the others are in mm size.
- Dimensions are for reference only, and are subject to change without notice.

- 在 □ 中填入螺紋種類：BSPT 牙請填 "R"、NPT 牙請填 "N"
- A 和 D 尺寸均為用手鎖緊後的尺寸
- E 尺寸為最小孔徑，接口端的孔徑可能會比較大
- 分數的數字單位為英寸 (inch)，其餘的數字單位均為公釐 (mm)
- 尺寸僅供參考，修改恕不另外通知

FE

卡套內牙彎頭
FEMALE ELBOW



FOR FRACTIONAL TUBES 英制管用

T TUBE OD 卡套管外徑	FEMALE BSPT / NPT PIPE SIZE 內牙尺寸	PART NO. 型號	DIMENSION 尺寸						
			A	C	D	E	F	G	H
1/8	1/8	FE2-2 □	25.0	19.1	12.7	2.5	14	7/16	18.0
1/8	1/4	FE2-4 □	27.5	22.4	12.7	2.5	14	7/16	20.8
1/4	1/8	FE4-2 □	27.0	19.1	15.2	5.0	14	9/16	19.6
1/4	1/4	FE4-4 □	30.0	22.4	15.2	5.0	17	9/16	22.4
1/4	3/8	FE4-6 □	32.0	22.4	15.2	5.0	22	9/16	24.4
1/4	1/2	FE4-8 □	34.5	28.4	15.2	5.0	27	9/16	27.2
3/8	1/8	FE6-2 □	30.5	19.1	16.8	8.0	14	11/16	23.1
3/8	1/4	FE6-4 □	31.5	22.4	16.8	8.0	17	11/16	23.9
3/8	3/8	FE6-6 □	33.5	22.4	16.8	8.0	22	11/16	25.9
3/8	1/2	FE6-8 □	36.5	28.4	16.8	8.0	27	11/16	28.7
1/2	1/8	FE8-2 □	37.0	25.0	22.9	10.0	20	7/8	27.0
1/2	1/4	FE8-4 □	36.5	22.4	22.9	10.0	20	7/8	27.3
1/2	3/8	FE8-6 □	36.5	22.4	22.9	10.0	22	7/8	27.3
1/2	1/2	FE8-8 □	39.0	28.4	22.9	10.0	27	7/8	28.7
1/2	3/4	FE8-12 □	49.5	41.0	22.9	10.0	34	7/8	39.5
5/8	3/8	FE10-6 □	38.5	22.4	24.4	12.0	24	25	27.9
5/8	1/2	FE10-8 □	40.0	28.4	24.4	12.0	27	25	29.7
5/8	3/4	FE10-12 □	50.0	41.0	24.4	14.0	34	25	39.5
3/4	1/2	FE12-8 □	40.0	28.4	24.4	16.0	27	1-1/8	29.7
3/4	3/4	FE12-12 □	45.0	31.8	24.4	16.0	34	1-1/8	34.5
1	1/2	FE16-8 □	53.0	41.0	31.2	22.0	34	1-1/2	40.5
1	3/4	FE16-12 □	49.0	31.8	31.2	22.0	34	1-1/2	36.8

- Fill the □ with thread type: "R" for BSPT and "N" for NPT.
- The A and D dimensions are in finger-tight.
- The E dimension is the minimum nominal opening. These fittings may have a larger opening at connection end.
- Fraction numbers are in inch size; the others are in mm size.
- Dimensions are for reference only, and are subject to change without notice.

- 在 □ 中填入螺紋種類：BSPT 牙請填 "R"、NPT 牙請填 "N"
- A 和 D 尺寸均為用手鎖緊後的尺寸
- E 尺寸為最小孔徑，接口端的孔徑可能會比較大
- 分數的數字單位為英寸 (inch)，其餘的數字單位均為公釐 (mm)
- 尺寸僅供參考，修改恕不另外通知

UE

由任彎頭
UNION ELBOW

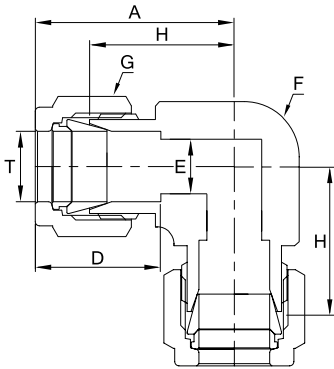


FOR METRIC TUBES 公制管用

T TUBE OD	PART NO.	DIMENSION 尺寸					
卡套管外徑	型號	A	D	E	F	G	H
3	UE3M	24.5	12.9	2.5	12	7/16	17.7
4	UE4M	25.5	13.7	2.5	12	12	18.8
6	UE6M	27.0	15.3	5.0	12	9/16	19.6
8	UE8M	29.0	16.2	6.0	14	5/8	21.3
10	UE10M	31.5	17.2	8.0	17	19	23.9
12	UE12M	36.0	22.8	10.0	20	7/8	27.5
14	UE14M	37.0	24.4	12.0	24	25	26.5
15	UE15M	39.0	24.4	12.0	24	25	28.7
16	UE16M	39.0	24.4	12.0	24	25	28.7
18	UE18M	40.0	24.4	16.0	27	30	29.6
20	UE20M	44.0	26.0	18.0	30	32	34.7
22	UE22M	44.0	26.0	18.0	30	32	34.7
25	UE25M	53.0	31.3	22.0	34	1-1/2	40.5

FOR FRACTIONAL TUBES 英制管用

T TUBE OD	PART NO.	DIMENSION 尺寸					
卡套管外徑	型號	A	D	E	F	G	H
1/16	UE1	20.0	8.6	1.5	12	10	15.7
1/8	UE2	22.5	12.7	2.5	12	7/16	15.7
3/16	UE3	25.0	13.7	2.5	12	12	17.7
1/4	UE4	27.0	15.2	5.0	12	9/16	19.6
3/8	UE6	30.5	16.8	7.0	14	11/16	23.1
1/2	UE8	36.5	22.9	10.0	20	7/8	27.5
5/8	UE10	39.0	24.4	12.0	24	25	28.7
3/4	UE12	40.0	24.4	16.0	27	1-1/8	32.0
1	UE16	49.0	31.2	22.0	34	1-1/2	36.8

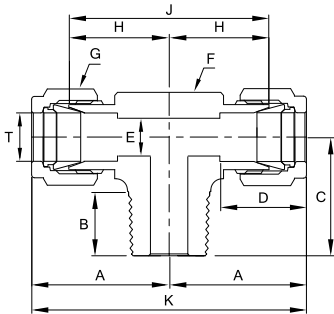


- The A and D dimensions are in finger-tight.
- The E dimension is the minimum nominal opening. These fittings may have a larger opening at connection end.
- Fraction numbers are in inch size; the others are in mm size.
- Dimensions are for reference only, and are subject to change without notice.

- A 和 D 尺寸均為用手鎖緊後的尺寸
- E 尺寸為最小孔徑，接口端的孔徑可能會比較大
- 分數的數字單位為英寸 (inch)，其餘的數字單位均為公釐 (mm)
- 尺寸僅供參考，修改恕不另外通知

MBT

卡套中心外牙三通
MALE BRANCH TEE



FOR METRIC TUBES 公制管用

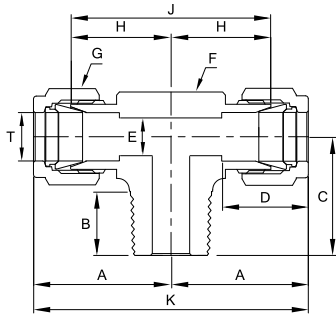
T TUBE OD 卡套管外徑	MALE BSPT / NPT PIPE SIZE 外牙尺寸	PART NO. 型號	DIMENSION 尺寸									
			A	B	C	D	E	F	G	J	K	
4	1/8	MBT4M-2 □	25.5	10	18.8	13.7	2.5	12	12	37.6	51.0	
4	1/4	MBT4M-4 □	25.5	13	22.3	13.7	2.5	14	12	36.6	51.0	
6	1/8	MBT6M-2 □	27.0	10	18.8	15.3	5.0	12	9/16	39.2	54.0	
6	1/4	MBT6M-4 □	27.0	13	22.4	15.3	5.0	14	9/16	39.2	54.0	
6	3/8	MBT6M-6 □	29.2	14	25.7	15.3	5.0	17	9/16	43.3	58.5	
6	1/2	MBT6M-8 □	32.0	17	31.4	15.3	5.0	22	9/16	48.8	64.0	
8	1/8	MBT8M-2 □	29.0	10	19.8	16.2	5.0	14	5/8	42.6	58.0	
8	1/4	MBT8M-4 □	29.0	13	23.4	16.2	5.0	14	5/8	42.6	58.0	
8	3/8	MBT8M-6 □	31.0	14	25.7	16.2	5.0	17	5/8	46.3	62.0	
8	1/2	MBT8M-8 □	34.0	17	31.4	16.2	5.0	22	5/8	51.8	67.5	
10	1/8	MBT10M-2 □	32.0	10	21.7	17.2	5.0	17	19	47.3	63.5	
10	1/4	MBT10M-4 □	31.5	13	25.5	17.2	5.0	17	19	47.8	63.0	
10	3/8	MBT10M-6 □	31.5	14	26.0	17.2	8.0	17	19	47.8	63.0	
10	1/2	MBT10M-8 □	34.5	17	31.4	17.2	8.0	22	19	52.8	69.0	
12	1/4	MBT12M-4 □	36.0	13	28.5	22.8	5.0	20	7/8	55.0	72.0	
12	3/8	MBT12M-6 □	36.0	14	29.5	22.8	7.0	20	7/8	55.0	72.0	
12	1/2	MBT12M-8 □	36.0	17	31.0	22.8	10.0	22	7/8	55.0	72.0	
12	3/4	MBT12M-12 □	39.0	19	36.1	22.8	10.0	27	7/8	58.0	77.5	
12	1	MBT12M-16 □	50.0	22	45.0	22.8	10.0	34	7/8	80.0	99.5	
14	3/8	MBT14M-6 □	38.0	14	30.7	24.4	7.0	24	25	55.0	76.0	
14	1/2	MBT14M-8 □	38.0	17	33.7	24.4	10.0	24	25	55.0	76.0	
14	3/4	MBT14M-12 □	39.5	19	36.1	24.4	12.0	27	25	58.0	79.0	
15	3/8	MBT15M-6 □	38.0	14	30.7	24.4	7.0	24	25	55.0	76.0	
15	1/2	MBT15M-8 □	38.0	17	33.7	24.4	10.0	24	25	55.0	76.0	
15	3/4	MBT15M-12 □	39.5	19	36.1	24.4	12.0	27	25	58.0	79.0	
16	3/8	MBT16M-6 □	38.0	14	30.2	24.4	7.0	24	25	55.8	76.0	
16	1/2	MBT16M-8 □	38.0	17	33.1	24.4	10.0	24	25	55.8	76.0	
16	3/4	MBT16M-12 □	40.0	19	36.1	24.4	12.0	27	25	58.0	79.5	
18	3/8	MBT18M-6 □	39.5	14	31.1	24.4	7.0	27	30	58.0	79.0	
18	1/2	MBT18M-8 □	39.5	17	34.1	24.4	10.0	27	30	58.0	79.0	
18	3/4	MBT18M-12 □	39.5	19	36.1	24.4	16.0	27	30	58.0	79.0	
20	1/2	MBT20M-8 □	47.0	17	38.7	26.0	10.0	30	32	75.1	93.5	
20	3/4	MBT20M-12 □	47.0	19	38.7	26.0	16.0	30	32	75.1	93.5	
22	1/2	MBT22M-8 □	47.0	17	38.7	26.0	10.0	30	32	75.1	94.0	
22	3/4	MBT22M-12 □	47.0	19	38.7	26.0	16.0	30	32	75.1	94.0	
25	1/2	MBT25M-8 □	52.5	17	42.5	31.3	10.0	34	1-1/2	80.0	105.0	
25	3/4	MBT25M-12 □	52.5	19	44.5	31.3	16.0	34	1-1/2	80.0	105.0	
25	1	MBT25M-16 □	52.5	22	45.0	31.3	22.0	34	1-1/2	80.0	105.0	

- Fill the □ with thread type: "R" for BSPT and "N" for NPT.
- The A and D dimensions are in finger-tight.
- The E dimension is the minimum nominal opening. These fittings may have a larger opening at connection end.
- Fraction numbers are in inch size; the others are in mm size.
- Dimensions are for reference only, and are subject to change without notice.

- 在 □ 中填入螺紋種類：BSPT 牙請填 "R"、NPT 牙請填 "N"
- A 和 D 尺寸均為用手鎖緊後的尺寸
- E 尺寸為最小孔徑，接口端的孔徑可能會比較大
- 分數的數字單位為英吋 (inch)，其餘的數字單位均為公釐 (mm)
- 尺寸僅供參考，修改恕不另外通知

MBT

卡套中心外牙三通
MALE BRANCH TEE



FOR FRACTIONAL TUBES 英制管用

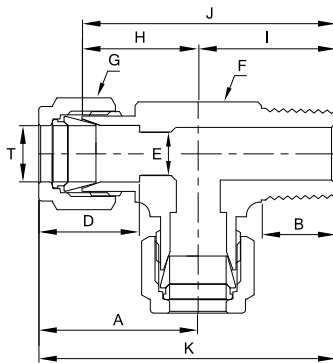
T TUBE OD 卡套管外徑	MALE BSPT / NPT PIPE SIZE 外牙尺寸	PART NO. 型號	DIMENSION 尺寸								
			A	B	C	D	E	F	G	J	K
1/8	1/8	MBT2-2 □	24.0	10	17.8	12.7	2.5	12	7/16	34.0	47.5
1/8	1/4	MBT2-4 □	25.0	13	22.4	12.7	2.5	14	7/16	36.0	49.5
1/4	1/8	MBT4-2 □	27.0	10	18.8	15.2	5.0	12	9/16	39.2	54.0
1/4	1/4	MBT4-4 □	27.0	13	22.4	15.2	5.0	14	9/16	39.2	54.0
1/4	3/8	MBT4-6 □	29.5	14	25.7	15.2	5.0	17	9/16	43.3	59.0
1/4	1/2	MBT4-8 □	32.0	17	31.4	15.2	5.0	22	9/16	48.8	64.5
3/8	1/8	MBT6-2 □	29.0	10	19.3	16.8	5.0	14	11/16	42.6	58.0
3/8	1/4	MBT6-4 □	30.5	13	22.4	16.8	5.0	14	11/16	46.2	61.0
3/8	3/8	MBT6-6 □	33.5	14	26.0	16.8	7.0	17	11/16	51.8	67.0
3/8	1/2	MBT6-8 □	35.0	17	31.4	16.8	7.0	22	11/16	52.8	68.5
1/2	1/4	MBT8-4 □	36.0	13	27.0	22.9	5.0	20	7/8	52.0	72.0
1/2	3/8	MBT8-6 □	36.2	14	28.2	22.9	7.0	20	7/8	44.0	72.5
1/2	1/2	MBT8-8 □	36.2	17	31.0	22.9	10.0	22	7/8	44.0	72.5
1/2	3/4	MBT8-12 □	39.0	19	36.1	22.9	10.0	27	7/8	58.0	78.0
1/2	1	MBT8-16 □	50.0	22	45.0	22.9	10.0	34	7/8	80.0	100.0
5/8	3/8	MBT10-6 □	38.0	14	30.7	24.4	7.0	24	25	55.0	76.0
5/8	1/2	MBT10-8 □	38.5	17	33.1	24.4	10.0	24	25	54.0	76.5
5/8	3/4	MBT10-12 □	39.5	19	36.1	24.4	12.0	27	25	58.0	79.0
3/4	1/2	MBT12-6 □	40.0	17	34.1	24.4	10.0	27	1-1/8	58.0	80.0
3/4	3/4	MBT12-8 □	38.5	19	37.0	24.4	16.0	27	1-1/8	64.0	77.0
3/4	1	MBT12-12 □	51.0	22	45.0	24.4	16.0	34	1-1/8	80.0	102.0
1	1/2	MBT16-6 □	52.5	17	43.0	31.2	10.0	34	1-1/2	80.0	105.0
1	3/4	MBT16-8 □	52.5	19	45.0	31.2	16.0	34	1-1/2	80.0	105.0
1	1	MBT16-12 □	52.5	22	45.0	31.2	22.0	34	1-1/2	80.0	105.0

- The A and D dimensions are in finger-tight.
- The E dimension is the minimum nominal opening. These fittings may have a larger opening at connection end.
- Fraction numbers are in inch size; the others are in mm size.
- Dimensions are for reference only, and are subject to change without notice.

- A 和 D 尺寸均為用手鎖緊後的尺寸
- E 尺寸為最小孔徑，接口端的孔徑可能會比較大
- 分數的數字單位為英寸 (inch)，其餘的數字單位均為公釐 (mm)
- 尺寸僅供參考，修改恕不另外通知

MRT

卡套邊外牙三通
MALE RUN TEE



FOR METRIC TUBES 公制管用

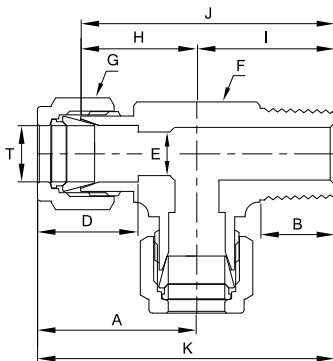
T TUBE OD 卡套管外徑	MALE BSPT / NPT PIPE SIZE 外牙尺寸	PART NO. 型號	DIMENSION 尺寸										
			A	B	D	E	F	G	H	I	J	K	
4	1/8	MRT4M-2 □	25.5	10	13.7	2.5	12	12	18.8	18.8	37.6	44.5	
4	1/4	MRT4M-4 □	25.5	13	13.7	2.5	14	12	18.3	22.3	40.6	48.0	
6	1/8	MRT6M-2 □	27.0	10	15.3	5.0	12	9/16	19.6	18.8	38.4	46.0	
6	1/4	MRT6M-4 □	27.0	13	15.3	5.0	14	9/16	19.6	22.4	42.0	49.5	
6	3/8	MRT6M-6 □	29.5	14	15.3	5.0	17	9/16	21.7	25.6	47.3	55.0	
6	1/2	MRT6M-8 □	32.0	17	15.3	5.0	22	9/16	24.4	31.4	55.8	63.5	
8	1/8	MRT8M-2 □	29.0	10	16.2	5.0	14	5/8	21.3	19.8	41.1	49.0	
8	1/4	MRT8M-4 □	29.0	13	16.2	5.0	14	5/8	21.3	23.4	44.7	52.5	
8	3/8	MRT8M-6 □	31.0	14	16.2	5.0	17	5/8	23.2	25.6	48.8	57.0	
8	1/2	MRT8M-8 □	34.0	17	16.2	5.0	22	5/8	25.9	31.4	57.3	65.5	
10	1/8	MRT10M-2 □	32.0	10	17.2	5.0	17	19	23.7	21.6	45.3	53.5	
10	1/4	MRT10M-4 □	31.5	13	17.2	5.0	17	19	23.9	25.5	49.4	57.0	
10	3/8	MRT10M-6 □	31.5	14	17.2	7.0	17	19	23.9	26.0	49.9	57.5	
10	1/2	MRT10M-8 □	34.5	17	17.2	8.0	22	19	26.4	31.4	57.8	66.0	
12	1/4	MRT12M-4 □	36.0	13	22.8	5.0	20	7/8	27.5	28.5	56.0	64.5	
12	3/8	MRT12M-6 □	36.0	14	22.8	7.0	20	7/8	27.5	29.5	57.0	65.5	
12	1/2	MRT12M-8 □	36.0	17	22.8	10.0	22	7/8	27.5	31.0	58.5	67.0	
12	3/4	MRT12M-12 □	39.0	19	22.8	10.0	27	7/8	29.0	36.0	65.0	75.0	
12	1	MRT12M-16 □	50.0	22	22.8	10.0	34	7/8	40.0	45.0	85.0	95.0	
14	3/8	MRT14M-6 □	38.0	14	24.4	7.0	24	25	27.5	29.0	56.5	67.0	
14	1/2	MRT14M-8 □	38.0	17	24.4	10.0	24	25	27.5	29.0	59.5	70.0	
14	3/4	MRT14M-12 □	39.5	19	24.4	12.0	27	25	29.0	36.0	65.0	75.5	
15	3/8	MRT15M-6 □	38.0	14	24.4	7.0	24	25	27.5	29.0	56.5	67.0	
15	1/2	MRT15M-8 □	38.0	17	24.4	10.0	24	25	27.5	29.0	59.5	70.0	
15	3/4	MRT15M-12 □	39.5	19	24.4	12.0	27	25	29.0	36.0	65.0	75.5	
16	3/8	MRT16M-6 □	38.0	14	24.4	7.0	24	25	27.9	30.2	58.1	68.5	
16	1/2	MRT16M-8 □	38.0	17	24.4	10.0	24	25	27.9	33.1	61.0	71.5	
16	3/4	MRT16M-12 □	39.7	19	24.4	12.0	27	25	29.0	36.0	65.0	76.0	
18	3/8	MRT18M-6 □	40.0	14	24.4	7.0	27	30	29.0	31.0	60.0	70.5	
18	1/2	MRT18M-8 □	40.0	17	24.4	10.0	27	30	29.0	34.0	63.0	73.5	
18	3/4	MRT18M-12 □	40.0	19	24.4	16.0	27	30	29.0	36.0	65.0	75.5	
20	1/2	MRT20M-8 □	47.0	17	26.0	10.0	30	32	37.6	38.6	76.2	85.5	
20	3/4	MRT20M-12 □	47.0	19	26.0	16.0	30	32	37.6	38.6	76.2	85.5	
22	1/2	MRT22M-8 □	47.0	17	26.0	10.0	30	32	37.6	38.6	76.2	85.5	
22	3/4	MRT22M-12 □	47.0	19	26.0	16.0	30	32	37.6	38.6	76.2	85.5	
25	1/2	MRT25M-8 □	52.5	17	31.3	10.0	34	1-1/2	40.0	43.0	83.0	95.5	
25	3/4	MRT25M-12 □	52.5	19	31.3	16.0	34	1-1/2	40.0	45.0	85.0	97.5	
25	1	MRT25M-16 □	52.5	22	31.3	22.0	34	1-1/2	40.0	45.0	85.0	97.5	

- Fill the □ with thread type: "R" for BSPT and "N" for NPT.
- The A and D dimensions are in finger-tight.
- The E dimension is the minimum nominal opening. These fittings may have a larger opening at connection end.
- Fraction numbers are in inch size; the others are in mm size.
- Dimensions are for reference only, and are subject to change without notice.

- 在 □ 中填入螺紋種類：BSPT 牙請填 "R"、NPT 牙請填 "N"
- A 和 D 尺寸均為用手鎖緊後的尺寸
- E 尺寸為最小孔徑，接口端的孔徑可能會比較大
- 分數的數字單位為英寸 (inch)，其餘的數字單位均為公釐 (mm)
- 尺寸僅供參考，修改恕不另外通知

MRT

卡套邊外牙三通
MALE RUN TEE



FOR FRACTIONAL TUBES 英制管用

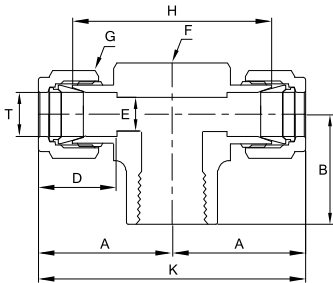
T TUBE OD 卡套管外徑	MALE BSPT / NPT PIPE SIZE 外牙尺寸	PART NO. 型號	DIMENSION 尺寸										
			A	B	D	E	F	G	H	I	J	K	
1/8	1/8	MRT2-2 □	24.0	10	12.7	2.5	12	7/16	17.0	17.8	34.8	41.5	
1/8	1/4	MRT2-4 □	25.0	13	12.7	2.5	14	7/16	18.0	22.4	40.4	47.0	
1/4	1/8	MRT4-2 □	27.0	10	15.2	5.0	12	9/16	19.6	18.8	38.4	46.0	
1/4	1/4	MRT4-4 □	27.0	13	15.2	5.0	14	9/16	19.6	22.4	42.0	49.5	
1/4	3/8	MRT4-6 □	30.0	14	15.2	5.0	17	9/16	21.7	25.6	47.3	55.5	
1/4	1/2	MRT4-8 □	32.0	17	15.2	5.0	22	9/16	24.4	31.4	55.8	64.0	
3/8	1/8	MRT6-2 □	29.0	10	16.8	5.0	14	11/16	21.3	19.3	40.6	48.5	
3/8	1/4	MRT6-4 □	30.5	13	16.8	5.0	14	11/16	23.1	25.4	48.5	56.0	
3/8	3/8	MRT6-6 □	33.5	14	16.8	7.0	17	11/16	25.9	26.0	51.9	59.5	
3/8	1/2	MRT6-8 □	34.5	17	16.8	7.0	22	11/16	26.4	31.4	57.8	65.5	
1/2	1/4	MRT8-4 □	36.0	13	22.9	5.0	20	7/8	26.0	27.0	53.0	63.0	
1/2	3/8	MRT8-6 □	36.5	14	22.9	7.0	20	7/8	27.5	28.2	55.7	64.5	
1/2	1/2	MRT8-8 □	36.5	17	22.9	10.0	22	7/8	27.5	31.0	58.5	67.5	
1/2	3/4	MRT8-12 □	39.0	19	22.9	10.0	27	7/8	29.0	36.0	65.0	75.0	
1/2	1	MRT8-16 □	50.0	22	22.9	10.0	34	7/8	40.0	45.0	85.0	95.0	
5/8	3/8	MRT10-6 □	38.0	14	24.4	7.0	24	25	27.5	29.0	56.5	67.0	
5/8	1/2	MRT10-8 □	38.0	17	24.4	10.0	24	25	27.9	33.1	61.0	71.5	
5/8	3/4	MRT10-12 □	39.5	19	24.4	12.0	27	25	29.0	36.0	65.0	75.5	
3/4	1/2	MRT12-8 □	40.0	17	24.4	10.0	27	1-1/8	29.0	34.0	63.0	74.0	
3/4	3/4	MRT12-12 □	38.5	19	24.4	16.0	27	1-1/8	32.0	37.0	69.0	75.5	
3/4	1	MRT12-16 □	51.0	22	24.4	16.0	34	1-1/8	40.0	45.0	85.0	96.0	
1	1/2	MRT16-8 □	52.5	17	31.2	10.0	34	1-1/2	40.0	43.0	83.0	95.5	
1	3/4	MRT16-12 □	52.5	19	31.2	16.0	34	1-1/2	40.0	45.0	85.0	97.5	
1	1	MRT16-16 □	52.5	22	31.2	22.0	34	1-1/2	40.0	45.0	85.0	97.5	

- The A and D dimensions are in finger-tight.
- The E dimension is the minimum nominal opening. These fittings may have a larger opening at connection end.
- Fraction numbers are in inch size; the others are in mm size.
- Dimensions are for reference only, and are subject to change without notice.

- A 和 D 尺寸均為用手鎖緊後的尺寸
- E 尺寸為最小孔徑，接口端的孔徑可能會比較大
- 分數的數字單位為英寸 (inch)，其餘的數字單位均為公釐 (mm)
- 尺寸僅供參考，修改恕不另外通知

FBT

卡套中心牙三通
FEMALE BRANCH TEE



FOR METRIC TUBES 公制管用

T TUBE OD 卡套管外徑	FEMALE BSPT / NPT PIPE SIZE 內牙尺寸	PART NO. 型號	DIMENSION 尺寸								
			A	B	D	E	F	G	H	K	
4	1/8	FBT4M-2 □	25.5	19.3	13.7	2.5	14	12	36.6	51.0	
4	1/4	FBT4M-4 □	28.0	23.7	13.7	2.5	17	12	41.3	56.0	
6	1/8	FBT6M-2 □	27.0	19.1	15.3	5.0	14	9/16	39.2	54.0	
6	1/4	FBT6M-4 □	30.0	22.4	15.3	5.0	17	9/16	44.8	59.5	
6	3/8	FBT6M-6 □	32.0	26.4	15.3	5.0	22	9/16	48.8	64.0	
6	1/2	FBT6M-8 □	35.0	32.1	15.3	5.0	27	9/16	54.0	69.5	
8	1/8	FBT8M-2 □	30.0	19.0	16.2	6.0	14	5/8	46.0	60.0	
8	1/4	FBT8M-4 □	30.0	22.5	16.2	6.0	17	5/8	46.0	60.0	
8	3/8	FBT8M-6 □	32.5	22.5	16.2	6.0	22	5/8	50.0	65.0	
8	1/2	FBT8M-8 □	36.5	32.1	16.2	6.0	27	5/8	57.0	73.0	
10	1/4	FBT10M-4 □	33.5	22.5	17.2	8.0	17	19	52.0	67.0	
10	3/8	FBT10M-6 □	33.5	22.5	17.2	8.0	22	19	52.0	67.0	
10	1/2	FBT10M-8 □	37.0	32.3	17.2	8.0	27	19	58.0	74.0	
12	1/4	FBT12M-4 □	36.0	22.4	22.8	10.0	20	7/8	55.0	72.5	
12	3/8	FBT12M-6 □	36.0	22.4	22.8	10.0	22	7/8	55.0	72.5	
12	1/2	FBT12M-8 □	39.0	28.4	22.8	10.0	27	7/8	57.4	78.0	
12	3/4	FBT12M-12 □	50.0	41.0	22.8	10.0	34	7/8	80.0	99.5	
14	3/8	FBT14M-6 □	38.0	28.7	24.4	12.0	24	25	55.0	76.0	
14	1/2	FBT14M-8 □	39.5	32.1	24.4	12.0	27	25	58.0	79.0	
14	3/4	FBT14M-12 □	50.5	41.0	24.4	12.0	34	25	80.0	101.0	
15	3/8	FBT15M-6 □	38.0	28.7	24.4	12.0	24	25	55.0	76.0	
15	1/2	FBT15M-8 □	39.0	28.4	24.4	12.0	27	25	57.4	78.0	
15	3/4	FBT15M-12 □	50.5	41.0	24.4	12.0	34	25	80.0	101.0	
16	3/8	FBT16M-6 □	38.5	28.7	24.4	14.0	24	25	55.0	76.5	
16	1/2	FBT16M-8 □	40.0	28.0	24.5	14.0	27	25	60.0	80.0	
16	3/4	FBT16M-12 □	51.0	41.0	24.4	14.0	34	25	80.0	101.5	
18	3/8	FBT18M-6 □	39.5	32.1	24.4	16.0	27	30	58.0	79.0	
18	1/2	FBT18M-8 □	39.5	32.2	24.4	16.0	27	30	58.0	79.0	
18	3/4	FBT18M-12 □	50.5	41.0	24.4	16.0	34	30	80.0	101.0	
20	1/2	FBT20M-8 □	47.0	37.7	26.0	18.0	30	32	75.1	93.5	
20	3/4	FBT20M-12 □	49.0	41.0	26.0	18.0	34	32	80.0	98.0	
22	1/2	FBT22M-8 □	47.0	37.7	26.0	18.0	30	32	75.1	94.0	
22	3/4	FBT22M-12 □	49.5	41.0	26.0	18.0	34	32	80.0	99.0	
25	1/2	FBT25M-8 □	52.5	41.0	31.3	22.0	34	1-1/2	80.0	105.0	
25	3/4	FBT25M-12 □	52.5	41.0	31.3	22.0	34	1-1/2	80.0	105.0	

- The A and D dimensions are in finger-tight.
- The E dimension is the minimum nominal opening. These fittings may have a larger opening at connection end.
- Fraction numbers are in inch size; the others are in mm size.
- Dimensions are for reference only, and are subject to change without notice.

- A 和 D 尺寸均為用手鎖緊後的尺寸
- E 尺寸為最小孔徑，接口端的孔徑可能會比較大
- 分數的數字單位為英寸 (inch)，其餘的數字單位均為公釐 (mm)
- 尺寸僅供參考，修改恕不另外通知

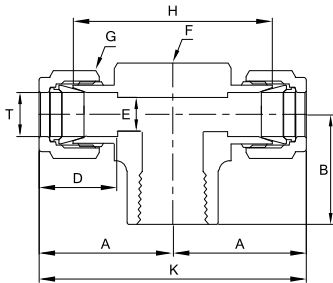
FBT

卡套中心牙三通
FEMALE BRANCH TEE



FOR FRACTIONAL TUBES 英 制 管 用

T TUBE OD 卡套管外徑	FEMALE BSPT / NPT PIPE SIZE 內牙尺寸	PART NO. 型 號	DIMENSION 尺 寸							
			A	B	D	E	F	G	H	K
1/8	1/8	FBT2-2 □	24.5	19.1	12.7	2.5	14	7/16	36.0	49.0
1/8	1/4	FBT2-4 □	28.0	23.7	12.7	2.5	17	7/16	41.3	55.5
1/4	1/8	FBT4-2 □	27.0	19.1	15.2	5.0	14	9/16	39.2	54.0
1/4	1/4	FBT4-4 □	30.0	22.4	15.2	5.0	17	9/16	44.8	59.5
1/4	3/8	FBT4-6 □	32.5	26.4	15.2	5.0	22	9/16	48.8	64.5
1/4	1/2	FBT4-8 □	35.0	32.1	15.2	5.0	27	9/16	54.0	70.0
3/8	1/8	FBT6-2 □	30.5	19.1	16.8	8.0	14	11/16	46.0	61.0
3/8	1/4	FBT6-4 □	31.5	22.4	16.8	8.0	17	11/16	47.8	62.5
3/8	3/8	FBT6-6 □	33.5	22.4	16.8	8.0	22	11/16	51.8	67.0
3/8	1/2	FBT6-8 □	36.0	28.5	16.8	8.0	27	11/16	57.4	72.0
1/2	1/4	FBT8-4 □	36.5	22.4	22.9	10.0	20	7/8	55.0	72.5
1/2	3/8	FBT8-6 □	36.5	22.4	22.9	10.0	22	7/8	55.0	72.5
1/2	1/2	FBT8-8 □	39.0	28.4	22.9	10.0	27	7/8	57.4	78.0
1/2	3/4	FBT8-12 □	50.0	41.0	22.9	10.0	34	7/8	80.0	100.0
5/8	1/2	FBT10-8 □	39.0	28.4	24.4	12.0	27	25	57.4	78.0
3/4	1/2	FBT12-8 □	40.0	32.1	24.4	16.0	27	1-1/8	58.0	80.0
3/4	3/4	FBT12-12 □	45.0	31.8	24.4	16.0	34	1-1/8	69.0	89.5
1	1/2	FBT16-8 □	52.5	41.0	31.2	22.0	34	1-1/2	80.0	105.0
1	3/4	FBT16-12 □	49.0	31.8	31.2	22.0	34	1-1/2	73.6	98.0

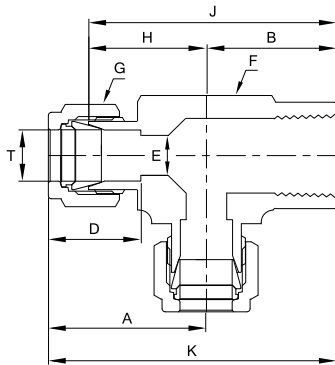


- The A and D dimensions are in finger-tight.
- The E dimension is the minimum nominal opening. These fittings may have a larger opening at connection end.
- Fraction numbers are in inch size; the others are in mm size.
- Dimensions are for reference only, and are subject to change without notice.

- A 和 D 尺寸均為用手鎖緊後的尺寸
- E 尺寸為最小孔徑，接口端的孔徑可能會比較大
- 分數的數字單位為英吋 (inch)，其餘的數字單位均為公釐 (mm)
- 尺寸僅供參考，修改恕不另外通知

FRT

卡套邊內牙三通
FEMALE RUN TEE



FOR METRIC TUBES 公制管用

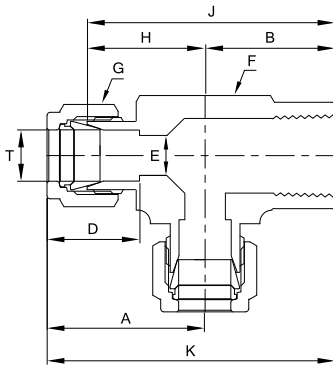
T TUBE OD 卡套管外徑	FEMALE BSPT / NPT PIPE SIZE 內牙尺寸	PART NO. 型號	DIMENSION 尺寸									
			A	B	D	E	F	G	H	J	K	
4	1/8	FRT4M-2 □	25.5	19.3	13.7	2.5	14	12	18.3	37.6	45.0	
4	1/4	FRT4M-4 □	28.0	23.6	13.7	2.5	17	12	20.7	44.3	51.5	
6	1/8	FRT6M-2 □	27.0	19.1	15.3	5.0	14	9/16	19.6	38.7	46.0	
6	1/4	FRT6M-4 □	30.0	22.4	15.3	5.0	17	9/16	22.4	44.8	52.5	
6	3/8	FRT6M-6 □	32.0	26.4	15.3	5.0	22	9/16	24.4	50.8	58.5	
6	1/2	FRT6M-8 □	35.0	32.0	15.3	5.0	27	9/16	27.0	59.0	67.0	
8	1/8	FRT8M-2 □	30.0	19.0	16.2	6.0	14	5/8	23.0	42.0	49.0	
8	1/4	FRT8M-4 □	31.0	22.5	16.2	6.0	17	5/8	23.0	45.5	53.5	
8	3/8	FRT8M-6 □	32.5	22.5	16.2	6.0	22	5/8	25.0	47.5	55.0	
8	1/2	FRT8M-8 □	36.0	32.0	16.2	6.0	27	5/8	28.0	60.0	68.0	
10	1/8	FRT10M-2 □	31.5	19.0	17.2	8.0	17	19	24.0	43.0	50.5	
10	1/4	FRT10M-4 □	33.5	22.5	17.2	8.0	17	19	26.0	48.5	56.0	
10	3/8	FRT10M-6 □	33.5	22.5	17.2	8.0	22	19	26.0	48.5	56.0	
10	1/2	FRT10M-8 □	33.5	28.5	17.2	8.0	27	19	26.5	55.0	62.0	
12	1/4	FRT12M-4 □	36.5	22.4	22.8	10.0	20	7/8	27.5	49.9	58.5	
12	3/8	FRT12M-6 □	36.5	22.4	22.8	10.0	22	7/8	27.5	49.9	58.5	
12	1/2	FRT12M-8 □	39.0	28.4	22.8	10.0	27	7/8	28.7	57.1	67.5	
12	3/4	FRT12M-12 □	50.0	41.0	22.8	10.0	34	7/8	40.0	81.0	91.0	
14	3/8	FRT14M-6 □	38.0	27.5	24.4	12.0	24	25	27.5	55.0	65.5	
14	1/2	FRT14M-8 □	39.5	32.0	24.4	12.0	27	25	29.0	61.0	71.5	
14	3/4	FRT14M-12 □	50.5	41.0	24.4	12.0	34	25	40.0	81.0	91.5	
15	3/8	FRT15M-6 □	38.0	27.5	24.4	12.0	24	25	27.5	55.0	65.5	
15	1/2	FRT15M-8 □	39.0	28.4	24.4	12.0	27	25	28.7	57.1	67.5	
15	3/4	FRT15M-12 □	50.5	41.0	24.4	12.0	34	25	40.0	81.0	91.5	
16	3/8	FRT16M-6 □	38.5	27.5	24.4	14.0	24	25	27.5	55.0	66.0	
16	1/2	FRT16M-8 □	40.0	28.0	24.4	14.0	27	25	30.0	58.0	68.0	
16	3/4	FRT16M-12 □	51.0	41.0	24.4	14.0	34	25	40.0	81.0	92.0	
18	3/8	FRT18M-6 □	39.5	32.0	24.4	16.0	27	30	29.0	61.0	71.5	
18	1/2	FRT18M-8 □	39.5	32.0	24.4	16.0	27	30	29.0	61.0	71.5	
18	3/4	FRT18M-12 □	50.5	41.0	24.4	16.0	34	30	40.0	81.0	91.5	
20	1/2	FRT20M-8 □	47.0	37.5	26.0	18.0	30	32	37.6	75.1	84.5	
20	3/4	FRT20M-12 □	49.0	41.0	26.0	18.0	34	32	40.0	81.0	90.0	
22	1/2	FRT22M-8 □	47.0	37.5	26.0	18.0	30	32	37.6	75.1	84.5	
22	3/4	FRT22M-12 □	49.5	41.0	26.0	18.0	34	32	40.0	81.0	90.5	
25	1/2	FRT25M-8 □	52.5	41.0	31.3	22.0	34	1-1/2	40.0	81.0	93.5	
25	3/4	FRT25M-12 □	52.5	41.0	31.3	22.0	34	1-1/2	40.0	81.0	93.5	

- The A and D dimensions are in finger-tight.
- The E dimension is the minimum nominal opening. These fittings may have a larger opening at connection end.
- Fraction numbers are in inch size; the others are in mm size.
- Dimensions are for reference only, and are subject to change without notice.

- A 和 D 尺寸均為用手鎖緊後的尺寸
- E 尺寸為最小孔徑，接口端的孔徑可能會比較大
- 分數的數字單位為英寸 (inch)，其餘的數字單位均為公釐 (mm)
- 尺寸僅供參考，修改恕不另外通知

FRT

卡套邊內牙三通
FEMALE RUN TEE



FOR FRACTIONAL TUBES 英制管用

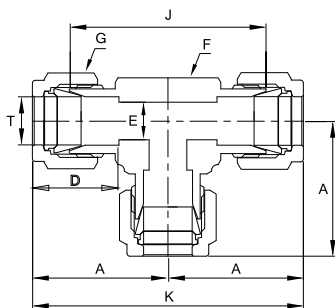
T TUBE OD 卡套管外徑	FEMALE BSPT / NPT PIPE SIZE 內牙尺寸	PART NO. 型號	DIMENSION 尺寸									
			A	B	D	E	F	G	H	J	K	
1/8	1/8	FRT2-2 □	25.0	19.1	12.7	2.5	14	7/16	18.0	37.1	44.0	
1/8	1/4	FRT2-4 □	28.0	23.6	12.7	2.5	17	7/16	20.7	44.3	51.5	
1/4	1/8	FRT4-2 □	27.0	19.1	15.2	5.0	14	9/16	19.6	38.7	46.0	
1/4	1/4	FRT4-4 □	30.0	22.4	15.2	5.0	17	9/16	22.9	45.3	52.5	
1/4	3/8	FRT4-6 □	32.5	26.4	15.2	5.0	22	9/16	24.4	50.8	59.0	
1/4	1/2	FRT4-8 □	35.0	32.6	15.2	5.0	27	9/16	27.0	59.6	67.5	
3/8	1/8	FRT6-2 □	30.5	19.0	16.8	8.0	14	11/16	23.0	42.0	49.5	
3/8	1/4	FRT6-4 □	31.5	22.4	16.8	8.0	17	11/16	23.9	46.3	54.0	
3/8	3/8	FRT6-6 □	33.0	22.4	16.8	8.0	22	11/16	26.0	48.4	55.5	
3/8	1/2	FRT6-8 □	37.0	32.0	16.8	8.0	27	11/16	29.0	61.0	69.0	
1/2	1/4	FRT8-4 □	36.0	22.4	22.9	10.0	20	7/8	26.0	48.4	58.5	
1/2	3/8	FRT8-6 □	36.5	22.4	22.9	10.0	22	7/8	27.5	49.9	58.5	
1/2	1/2	FRT8-8 □	40.0	28.4	22.9	10.0	27	7/8	29.7	58.1	68.5	
1/2	3/4	FRT8-12 □	50.0	41.0	22.9	10.0	34	7/8	40.0	81.0	91.0	
5/8	3/8	FRT10-6 □	38.0	27.5	24.4	14.0	24	25	27.5	55.0	65.5	
5/8	1/2	FRT10-8 □	39.5	32.0	24.4	14.0	27	25	29.0	61.0	72.0	
5/8	3/4	FRT10-12 □	50.5	41.0	24.4	14.0	34	25	40.0	81.0	92.0	
3/4	1/2	FRT12-8 □	40.0	32.0	24.4	16.0	27	1-1/8	29.0	61.0	72.0	
3/4	3/4	FRT12-12 □	45.0	31.8	24.4	16.0	34	1-1/8	34.5	66.3	76.5	
1	1/2	FRT16-8 □	52.5	41.0	31.2	22.0	34	1-1/2	40.0	81.0	93.5	
1	3/4	FRT16-12 □	52.5	41.0	31.2	22.0	34	1-1/2	40.0	81.0	93.5	

- The A and D dimensions are in finger-tight.
- The E dimension is the minimum nominal opening. These fittings may have a larger opening at connection end.
- Fraction numbers are in inch size; the others are in mm size.
- Dimensions are for reference only, and are subject to change without notice.

- A 和 D 尺寸均為用手鎖緊後的尺寸
- E 尺寸為最小孔徑，接口端的孔徑可能會比較大
- 分數的數字單位為英寸 (inch)，其餘的數字單位均為公釐 (mm)
- 尺寸僅供參考，修改恕不另外通知

UT

由任三通
UNION TEE



FOR METRIC TUBES 公制管用

T TUBE OD 卡套管外徑	PART NO. 型號	DIMENSION 尺寸						
		A	D	E	F	G	J	K
3	UT3M	24.0	12.9	2.5	12	7/16	34.0	47.5
4	UT4M	25.5	13.7	2.5	12	12	37.6	51.0
6	UT6M	27.0	15.3	5.0	12	9/16	39.2	54.0
8	UT8M	29.0	16.2	6.0	14	5/8	42.6	58.0
10	UT10M	31.5	17.2	8.0	17	19	47.8	63.0
12	UT12M	36.0	22.8	10.0	20	7/8	55.0	72.0
14	UT14M	38.0	24.4	12.0	24	25	55.0	76.0
15	UT15M	39.0	24.4	12.0	24	25	57.4	78.0
16	UT16M	39.0	24.4	12.0	24	25	57.4	78.0
18	UT18M	40.0	24.4	16.0	27	30	59.1	80.0
20	UT20M	47.0	26.0	18.0	30	32	75.1	93.5
22	UT22M	47.0	26.0	18.0	30	32	75.1	94.0
25	UT25M	52.5	31.3	22.0	34	1-1/2	80.0	105.0

FOR FRACTIONAL TUBES 英制管用

T TUBE OD 卡套管外徑	PART NO. 型號	DIMENSION 尺寸						
		A	D	E	F	G	J	K
1/16	UT1	19.0	8.6	1.5	12	10	30.0	38.0
1/8	UT2	22.5	12.7	2.5	12	7/16	31.4	45.0
3/16	UT3	24.0	13.7	2.5	12	12	34.0	48.0
1/4	UT4	27.0	15.2	5.0	12	9/16	42.0	54.0
3/8	UT6	30.5	16.8	8.0	14	11/16	46.2	61.0
1/2	UT8	36.5	22.9	10.0	20	7/8	55.0	72.5
5/8	UT10	39.0	24.4	12.0	24	25	57.4	78.0
3/4	UT12	40.0	24.4	16.0	27	1-1/8	64.0	80.0
1	UT16	49.0	31.2	22.0	34	1-1/2	73.6	98.0

- The A, D, and K dimensions are in finger-tight.
- The E dimension is the minimum nominal opening. These fittings may have a larger opening at connection end.
- Fraction numbers are in inch size; the others are in mm size.
- Dimensions are for reference only, and are subject to change without notice.

- A、D、及 K 尺寸均為用手鎖緊後的尺寸
- E 尺寸為最小孔徑，接口端的孔徑可能會比較大
- 分數的數字單位為英寸 (inch)，其餘的數字單位均為公釐 (mm)
- 尺寸僅供參考，修改恕不另外通知

UCR

由任十字通
UNION CROSS

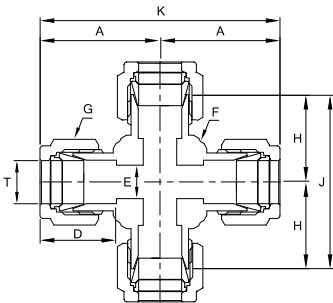


FOR METRIC TUBES 公制管用

T TUBE OD 卡套管外徑	PART NO. 型號	DIMENSION 尺寸							
		A	D	E	F	G	H	J	K
3	UCR3M	22.5	12.9	2.5	12	7/16	15.8	31.5	45.0
4	UCR4M	30.7	13.7	2.5	14	12	23.5	47.0	61.5
6	UCR6M	31.2	15.3	5.0	14	9/16	23.5	47.0	62.5
8	UCR8M	31.5	16.2	6.0	14	5/8	23.5	47.0	63.0
10	UCR10M	34.5	17.2	8.0	17	19	26.5	53.0	69.0
12	UCR12M	35.7	22.8	10.0	20	7/8	26.0	52.0	71.5

FOR FRACTIONAL TUBES 英制管用

T TUBE OD 卡套管外徑	PART NO. 型號	DIMENSION 尺寸							
		A	D	E	F	G	H	J	K
1/8	UCR2	22.7	13.7	2.5	12	7/16	15.8	31.5	45.5
1/4	UCR4	31.5	15.2	5.0	14	9/16	23.5	47.0	63.0
3/8	UCR6	34.2	16.8	7.7	17	11/16	26.5	53.0	68.5
1/2	UCR8	36.0	22.9	10.0	20	7/8	26.0	52.0	72.0



- The A, D, and K dimensions are in finger-tight.
- The E dimension is the minimum nominal opening. These fittings may have a larger opening at connection end.
- Fraction numbers are in inch size; the others are in mm size.
- Dimensions are for reference only, and are subject to change without notice.

- A、D、及 K 尺寸均為用手鎖緊後的尺寸
- E 尺寸為最小孔徑，接口端的孔徑可能會比較大
- 分數的數字單位為英寸 (inch)，其餘的數字單位均為公釐 (mm)
- 尺寸僅供參考，修改恕不另外通知

簡單接頭 | Instrument Pipe Fittings

簡介 Introduction

FU-LOK® 簡單接頭經由精密的加工技術製成，其品質優異的螺紋提供可靠防漏的連結。此類接頭設計用於石化廠、化學廠、以及儀器儀表和過程控制用途。

FU-LOK® instrument pipe fittings are precision machined, and the quality threads provide dependable leak-free connections. The fittings are designed for widely application in petrochemical processing plants, chemical factories, instrumentation and process control purpose.

特色 Features

- 直通接頭為條車本體；彎型接頭及三通接頭為鍛造本體。
 - 多種樣式可依系統需求選用。
 - 外螺紋以滾軋方式加工，加強強度。
 - 接頭本體均有印製尺寸及材質。
 - 外螺紋均用牙套保護，以避免螺紋受損。
 - 尺寸範圍：1/8" ~ 1"。
 - 應用於儀器儀表、過程和控制系統及分析儀器。
-
- Bar stock body for straight configuration, and forging body for elbows and tees.
 - A variety of configurations increase system versatility.
 - Rolled male thread enhance the strength.
 - Each body is stamped with size and material.
 - Male thread are capped to prevenet damage.
 - Size range: 1/8" ~ 1".
 - Designed for use on instrumentation, process and control systems, and analyzer.

安全的產品選擇 Safety in Product Selection

管道系統設計師和使用者對於選擇產品負有全責。在選用產品時，需考慮到整體系統的設計、應用細節、材料兼容性、功能、充份的額定值、正確的安裝、操作和維護，以確保安全無故障的性能。

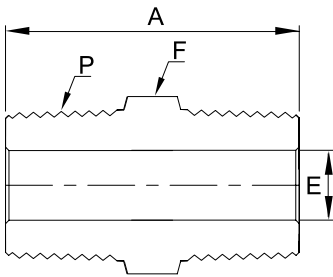
The system designer and user have the sole responsibility for selecting a product for their use. The total system design, application details, material compatibility, function, adequate ratings, proper installation, operation, and maintenance must be considered to ensure safe and trouble-free performance.

型號編碼 | Part Number Description

F		S4		-		RB		8 - 4		R	
產品大類 Classification		材質 Material		接頭樣式 Fitting Type		接口尺寸 Connection Size		螺紋種類 Thread Type Size			
F	接頭類 Fitting	S6	SS316	HN	雙外牙直接頭 Hex Nipple	英制 Fractional		R	BSPT 牙 BSPT Thread		
		S4	SS304	RHN	異徑雙外牙直接頭 Reducing Hex Nipple	1	1/16"	N	NPT 牙 NPT Thread		
				HCG	雙內牙直接頭 Hex Coupling	2	1/8"				
				RHCG	異徑雙內牙直接頭 Reducing Hex Coupling	3	3/16"				
				RA	表接頭 Reducing Adapter	4	1/4"				
				RB	卜申 Reducing Bushing	5	5/16"				
				MP	外牙塞頭 Male Plug	6	3/8"				
				MET	雙外牙彎頭 Male Elbow	8	1/2"				
				E	雙內牙彎頭 Female Elbow	10	5/8"				
				SE	內外牙彎頭 Street Elbow	12	3/4"				
				RSE	異徑內外牙彎頭 Reducing Street Elbow	16	1"				
				MT	外牙三通接頭 Male Tee						
				T	內牙三通接頭 Female Tee						
				BT	中心外牙三通接頭 Branch Tee						
				ST	邊外牙三通接頭 Street Tee						

HN

雙外牙直接頭
HEX NIPPLE



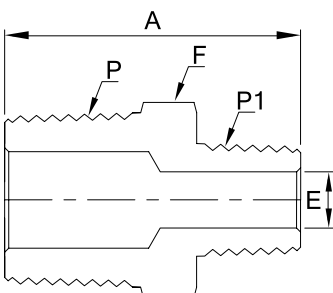
P MALE BSPT / NPT PIPE SIZE 外牙尺寸	PART NO. 型號	DIMENSION 尺寸		
		A	E	F
1/8	HN2 □	26	5.0	10
1/4	HN4 □	32	7.0	14
3/8	HN6 □	35	9.5	17
1/2	HN8 □	41	12.0	21
3/4	HN12 □	46	16.0	27
1	HN16 □	53	22.0	35

- Fill the □ with thread type: "R" for BSPT and "N" for NPT.
- The E dimension is the minimum nominal opening. These fittings may have a larger opening at connection end.
- Dimensions are for reference only, and are subject to change without notice.

- 在 □ 中填入螺紋種類：BSPT 牙請填 "R"、NPT 牙請填 "N"
- E 尺寸為最小孔徑，接口端的孔徑可能會比較大
- 尺寸僅供參考，修改恕不另外通知

RHN

異徑雙外牙直接頭
REDUCING HEX NIPPLE



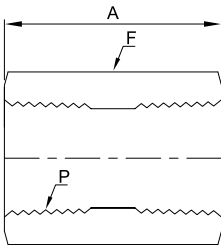
P MALE BSPT / NPT PIPE SIZE 外牙尺寸	P1 MALE BSPT / NPT PIPE SIZE 外牙尺寸	PART NO. 型號	DIMENSION 尺寸		
			A	E	F
1/4	1/8	RHN4-2 □	29	5.0	14
3/8	1/8	RHN6-2 □	31	5.0	17
3/8	1/4	RHN6-4 □	34	7.0	17
1/2	1/8	RHN8-2 □	34	5.0	21
1/2	1/4	RHN8-4 □	37	7.0	21
1/2	3/8	RHN8-6 □	38	9.5	21
3/4	1/4	RHN12-4 □	40	7.0	27
3/4	3/8	RHN12-6 □	41	9.5	27
3/4	1/2	RHN12-8 □	44	12.0	27
1	1/2	RHN16-8 □	48	12.0	35
1	3/4	RHN16-12 □	50	16.0	35

- Fill the □ with thread type: "R" for BSPT and "N" for NPT.
- The E dimension is the minimum nominal opening. These fittings may have a larger opening at connection end.
- Dimensions are for reference only, and are subject to change without notice.

- 在 □ 中填入螺紋種類：BSPT 牙請填 "R"、NPT 牙請填 "N"
- E 尺寸為最小孔徑，接口端的孔徑可能會比較大
- 尺寸僅供參考，修改恕不另外通知

HCG

雙內牙直接頭
HEX COUPLING



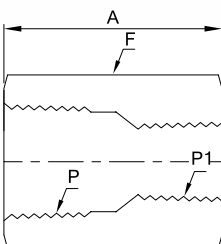
P FEMALE BSPT / NPT PIPE SIZE 內牙尺寸	PART NO. 型號	DIMENSION 尺寸	
		A	F
1/8	HCG2 □	21	14
1/4	HCG4 □	30	17
3/8	HCG6 □	33	21
1/2	HCG8 □	39	27
3/4	HCG12 □	40	32
1	HCG16 □	48	41

- Fill the □ with thread type: "R" for BSPT and "N" for NPT.
- The E dimension is the minimum nominal opening. These fittings may have a larger opening at connection end.
- Dimensions are for reference only, and are subject to change without notice.

- 在 □ 中填入螺紋種類：BSPT 牙請填 "R"、NPT 牙請填 "N"
- E 尺寸為最小孔徑，接口端的孔徑可能會比較大
- 尺寸僅供參考，修改恕不另外通知

RHCG

異徑雙內牙直接頭
REDUCING HEX COUPLING



P FEMALE BSPT / NPT PIPE SIZE 外牙尺寸	P1 MALE BSPT / NPT PIPE SIZE 外牙尺寸	PART NO. 型號	DIMENSION 尺寸	
			A	F
1/4	1/8	RHCG4-2 □	30	17
3/8	1/8	RHCG6-2 □	32	21
3/8	1/4	RHCG6-4 □	32	21
1/2	1/8	RHCG8-2 □	37	27
1/2	1/4	RHCG8-4 □	37	27
1/2	3/8	RHCG8-6 □	37	27
3/4	1/4	RHCG12-4 □	40	32
3/4	3/8	RHCG12-6 □	40	32
3/4	1/2	RHCG12-8 □	40	32
1	1/2	RHCG16-8 □	48	41
1	3/4	RHCG16-12 □	48	41

- Fill the □ with thread type: "R" for BSPT and "N" for NPT.
- The E dimension is the minimum nominal opening. These fittings may have a larger opening at connection end.
- Dimensions are for reference only, and are subject to change without notice.

- 在 □ 中填入螺紋種類：BSPT 牙請填 "R"、NPT 牙請填 "N"
- E 尺寸為最小孔徑，接口端的孔徑可能會比較大
- 尺寸僅供參考，修改恕不另外通知

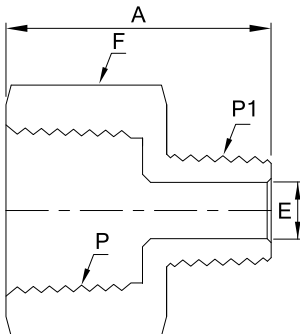
RA

表接頭
REDUCING ADAPTER



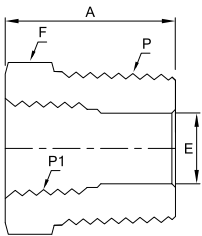
P FEMALE BSPT / NPT PIPE SIZE 內牙尺寸	P1 MALE BSPT / NPT PIPE SIZE 外牙尺寸	PART NO. 型號	DIMENSION 尺寸		
			A	E	F
1/8	1/8	RA2-2 □	24	5.0	14
1/4	1/8	RA4-2 □	26	5.0	17
1/4	1/4	RA4-4 □	29	7.0	17
3/8	1/8	RA6-2 □	27	5.0	21
3/8	1/4	RA6-4 □	30	7.0	21
3/8	3/8	RA6-6 □	31	9.5	21
1/2	1/8	RA8-2 □	30	5.0	27
1/2	1/4	RA8-4 □	33	7.0	27
1/2	3/8	RA8-6 □	34	9.5	27
1/2	1/2	RA8-8 □	37	12.0	27
3/4	1/4	RA12-4 □	35	7.0	32
3/4	3/8	RA12-6 □	36	9.5	32
3/4	1/2	RA12-8 □	39	12.0	32
3/4	3/4	RA12-12 □	41	16.0	32
1	1/2	RA16-8 □	45	12.0	41
1	3/4	RA16-12 □	47	16.0	41
1	1	RA16-16 □	50	22.0	41

- Fill the □ with thread type: "R" for BSPT and "N" for NPT.
- The E dimension is the minimum nominal opening. These fittings may have a larger opening at connection end.
- Dimensions are for reference only, and are subject to change without notice.
- 在 □ 中填入螺紋種類：BSPT 牙請填 "R"、NPT 牙請填 "N"
- E 尺寸為最小孔徑，接口端的孔徑可能會比較大
- 尺寸僅供參考，修改恕不另外通知



RB

卜 申
REDUCING BUSHING



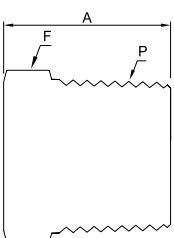
P MALE BSPT / NPT PIPE SIZE 外牙尺寸	P1 FEMALE BSPT / NPT PIPE SIZE 內牙尺寸	PART NO. 型 號	DIMENSION 尺 寸		
			A	E	F
1/4	1/8	RB4-2 □	19	6.0	14
3/8	1/8	RB6-2 □	20	6.0	17
3/8	1/4	RB6-4 □	20	10.0	17
1/2	1/8	RB8-2 □	24	6.0	21
1/2	1/4	RB8-4 □	24	10.0	21
1/2	3/8	RB8-6 □	24	14.0	21
3/4	1/4	RB12-4 □	27	10.0	27
3/4	3/8	RB12-6 □	27	14.0	27
3/4	1/2	RB12-8 □	27	18.0	27
1	1/4	RB16-4 □	31	10.0	35
1	3/8	RB16-6 □	31	14.0	35
1	1/2	RB16-8 □	31	18.0	35
1	3/4	RB16-12 □	31	20.0	35

- Fill the □ with thread type: "R" for BSPT and "N" for NPT.
- The E dimension is the minimum nominal opening. These fittings may have a larger opening at connection end.
- Dimensions are for reference only, and are subject to change without notice.

- 在 □ 中填入螺紋種類：BSPT 牙請填 "R"、NPT 牙請填 "N"
- E 尺寸為最小孔徑，接口端的孔徑可能會比較大
- 尺寸僅供參考，修改恕不另外通知

MP

外牙塞頭
MALE PLUG



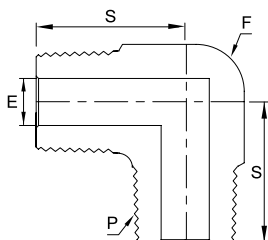
P MALE BSPT / NPT PIPE SIZE 外牙尺寸	PART NO. 型 號	DIMENSION 尺 寸	
		A	F
1/8	MP2 □	19	12
1/4	MP4 □	20	14
3/8	MP6 □	20	17
1/2	MP8 □	24	21
3/4	MP12 □	24	27
1	MP16 □	24	35

- Fill the □ with thread type: "R" for BSPT and "N" for NPT.
- Dimensions are for reference only, and are subject to change without notice.

- 在 □ 中填入螺紋種類：BSPT 牙請填 "R"、NPT 牙請填 "N"
- 尺寸僅供參考，修改恕不另外通知

MET

雙外牙彎頭 MALE ELBOW



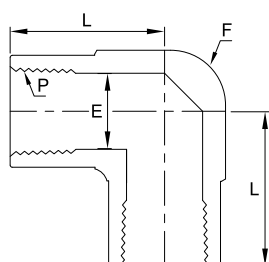
P MALE BSPT / NPT PIPE SIZE 外牙尺寸	PART NO. 型號	DIMENSION 尺寸		
		E	F	S
1/8	MET2 □	5.0	12	18.2
1/4	MET4 □	7.0	14	22.8
3/8	MET6 □	9.5	17	25.7
1/2	MET8 □	12.0	22	30.8
3/4	MET12 □	16.0	27	36.6
1	MET16 □	22.0	34	44.0

- Fill the □ with thread type: "R" for BSPT and "N" for NPT.
- The E dimension is the minimum nominal opening. These fittings may have a larger opening at connection end.
- Dimensions are for reference only, and are subject to change without notice.

- 在 □ 中填入螺紋種類：BSPT 牙請填 "R"、NPT 牙請填 "N"
- E 尺寸為最小孔徑，接口端的孔徑可能會比較大
- 尺寸僅供參考，修改恕不另外通知

E

雙內牙彎頭 FEMALE ELBOW



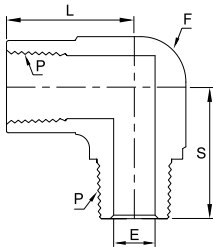
P FEMALE BSPT / NPT PIPE SIZE 內牙尺寸	PART NO. 型號	DIMENSION 尺寸		
		E	F	L
1/8	E2 □	7.5	14.0	22.8
1/4	E4 □	11.0	17.0	26.7
3/8	E6 □	12.0	22.0	32.0
1/2	E8 □	18.0	27.0	36.6
3/4	E12 □	22.0	34.0	44.5

- Fill the □ with thread type: "R" for BSPT and "N" for NPT.
- The E dimension is the minimum nominal opening. These fittings may have a larger opening at connection end.
- Dimensions are for reference only, and are subject to change without notice.

- 在 □ 中填入螺紋種類：BSPT 牙請填 "R"、NPT 牙請填 "N"
- E 尺寸為最小孔徑，接口端的孔徑可能會比較大
- 尺寸僅供參考，修改恕不另外通知

SE

內外牙彎頭
STREET ELBOW

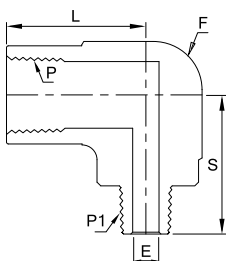


P FEMALE/MALE BSPT / NPT PIPE SIZE 內 / 外牙尺寸	PART NO. 型 號	DIMENSION 尺 寸			
		E	F	L	S
1/8	SE2 □	5.0	14	22.8	22.8
1/4	SE4 □	7.0	17	26.7	26.7
3/8	SE6 □	9.5	22	32.0	32.0
1/2	SE8 □	12.0	27	37.1	37.6
3/4	SE12 □	16.0	34	39.0	39.0

- Fill the □ with thread type: "R" for BSPT and "N" for NPT.
- The E dimension is the minimum nominal opening. These fittings may have a larger opening at connection end.
- Dimensions are for reference only, and are subject to change without notice.
- 在 □ 中填入螺紋種類：BSPT 牙請填 "R"、NPT 牙請填 "N"
- E 尺寸為最小孔徑，接口端的孔徑可能會比較大
- 尺寸僅供參考，修改恕不另外通知

RSE

異徑內外牙彎頭
REDUCING STREET ELBOW

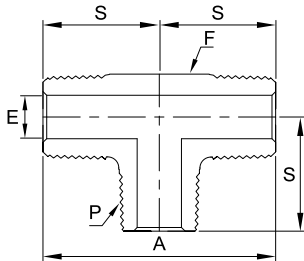


P FEMALE BSPT / NPT PIPE SIZE 內 牙 尺 寸	P1 MALE BSPT / NPT PIPE SIZE 外 牙 尺 寸	PART NO. 型 號	DIMENSION 尺 寸			
			E	F	L	S
1/4	1/8	RSE4-2 □	5.0	17	26.7	26.7
3/8	1/4	RSE6-4 □	7.0	22	32.0	32.0
1/2	1/4	RSE8-4 □	7.0	27	37.1	37.6
1/2	3/8	RSE8-6 □	9.5	27	37.1	37.6
3/4	3/8	RSE12-6 □	9.5	34	44.5	44.5
3/4	1/2	RSE12-8 □	12.0	34	44.5	44.5

- Fill the □ with thread type: "R" for BSPT and "N" for NPT.
- The E dimension is the minimum nominal opening. These fittings may have a larger opening at connection end.
- Dimensions are for reference only, and are subject to change without notice.
- 在 □ 中填入螺紋種類：BSPT 牙請填 "R"、NPT 牙請填 "N"
- E 尺寸為最小孔徑，接口端的孔徑可能會比較大
- 尺寸僅供參考，修改恕不另外通知

MT

外牙三通接頭 MALE TEE



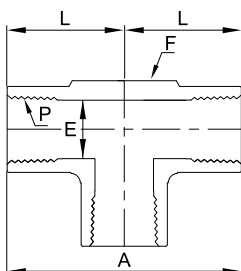
P MALE BSPT / NPT PIPE SIZE 外牙尺寸	PART NO. 型號	DIMENSION 尺寸			
		A	E	F	S
1/8	ST2 □	38.0	5.0	12	19.0
1/4	ST4 □	47.6	7.0	14	23.8
3/8	ST6 □	52.0	9.5	17	26.0
1/2	ST8 □	63.0	12.0	22	31.5
3/4	ST12 □	72.0	16.0	27	36.0

- Fill the □ with thread type: "R" for BSPT and "N" for NPT.
- The E dimension is the minimum nominal opening. These fittings may have a larger opening at connection end.
- Dimensions are for reference only, and are subject to change without notice.

- 在 □ 中填入螺紋種類：BSPT 牙請填 "R"、NPT 牙請填 "N"
- E 尺寸為最小孔徑，接口端的孔徑可能會比較大
- 尺寸僅供參考，修改恕不另外通知

T

內牙三通接頭 FEMALE TEE



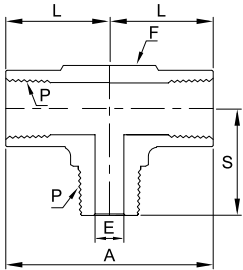
P FEMALE BSPT / NPT PIPE SIZE 內牙尺寸	PART NO. 型號	DIMENSION 尺寸			
		A	E	F	L
1/8	T2 □	47	8	14	23.5
1/4	T4 □	50	11	17	25.0
3/8	T6 □	60	14	22	30.0
1/2	T8 □	72	18	27	30.0
3/4	T12 □	88	22	34	39.0

- Fill the □ with thread type: "R" for BSPT and "N" for NPT.
- The E dimension is the minimum nominal opening. These fittings may have a larger opening at connection end.
- Dimensions are for reference only, and are subject to change without notice.

- 在 □ 中填入螺紋種類：BSPT 牙請填 "R"、NPT 牙請填 "N"
- E 尺寸為最小孔徑，接口端的孔徑可能會比較大
- 尺寸僅供參考，修改恕不另外通知

BT

中心外牙三通接頭 BRANCH TEE

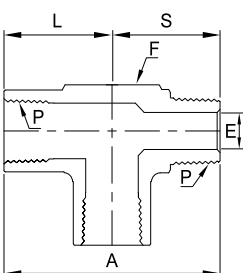


P FEMALE/MALE BSPT / NPT PIPE SIZE 內 / 外牙尺寸	PART NO. 型 號	DIMENSION 尺 寸				
		A	E	F	L	S
1/8	BT2 □	47.0	5.0	14	23.5	21.8
1/4	BT4 □	50.0	7.0	17	25.0	25.0
3/8	BT6 □	60.0	9.5	22	30.0	30.0
1/2	BT8 □	60.0	12.0	27	30.0	37.1
3/4	BT12 □	78.3	16.0	34	39.0	44.5

- Fill the □ with thread type: "R" for BSPT and "N" for NPT.
- The E dimension is the minimum nominal opening. These fittings may have a larger opening at connection end.
- Dimensions are for reference only, and are subject to change without notice.
- 在 □ 中填入螺紋種類：BSPT 牙請填 "R"、NPT 牙請填 "N"
- E 尺寸為最小孔徑，接口端的孔徑可能會比較大
- 尺寸僅供參考，修改恕不另外通知

ST

邊外牙三通接頭 STREET TEE



P FEMALE/MALE BSPT / NPT PIPE SIZE 內 / 外牙尺寸	PART NO. 型 號	DIMENSION 尺 寸				
		A	E	F	L	S
1/8	ST2 □	47.0	5.0	14	23.5	23.5
1/4	ST4 □	50.0	7.0	17	25.0	25.0
3/8	ST6 □	60.0	9.5	22	30.0	30.0
1/2	ST8 □	74.0	12.0	27	37.0	37.0
3/4	ST12 □	78.3	16.0	34	39.0	39.0

- Fill the □ with thread type: "R" for BSPT and "N" for NPT.
- The E dimension is the minimum nominal opening. These fittings may have a larger opening at connection end.
- Dimensions are for reference only, and are subject to change without notice.
- 在 □ 中填入螺紋種類：BSPT 牙請填 "R"、NPT 牙請填 "N"
- E 尺寸為最小孔徑，接口端的孔徑可能會比較大
- 尺寸僅供參考，修改恕不另外通知

